

Harness Structural test Report - EN

Inspection certificate number: **PH_433.2024**

Manufacturer data:

Manufacturer name: **Sol Paragliders - SOL SPORTS Ind. e Com. l**
 Representative: **Ary Carols Pradi**
 Street: **Rua Walter Marquardt, 1180**
 Post code place: **Cep 89259-565 Jaraguá do Sul, SC**
 Country: **Brazil**

Sample data:

Name: **CALLIPLOX REVERSE 2**
 Type: **ABS**
 Size: **L**
 Serial number: **29982**
 Impact pad type: ⁽¹⁾ **Airbag**
 Clip-in weight [kg]: **120**

Date of test: **24.08.2023**

Atmosphere AGL:

[C°]	25
RH [%]	49
[hPa]	1006

Summary of Structural test

Test id	- EN 1651	Setup	Req. Load		Min. duration [s]	Result
			[g]	Req. Load [N]		
01 ⁽³⁾	✓ 5.5.1.1	Positive symmetric load (Slippage)	4.5	5400	5	POSITIVE
03 ⁽³⁾	✓ 5.5.1.1b	Positive symmetric load	15	18000	5	POSITIVE
05	✓ 5.5.1.2	Positive asymmetric load	6	7200	5	POSITIVE
06	✓ 5.5.1.6	Negative asymmetric load	6	7200	5	POSITIVE
08 ⁽⁵⁾	✓ 5.5.1.9	Anti falling-out system	4.5	5400	5	POSITIVE
09 ⁽³⁾⁽⁴⁾	✓ 5.5.1.3	Positive symmetric load rescue points	15	18000	5	POSITIVE
10 ⁽³⁾⁽⁴⁾	5.5.1.4	Negative symmetric load rescue points	15	18000	5	n/a
11	✓ 5.5.1.8	Connecting element for rescue	n/a	24000	0.3	POSITIVE
12 ⁽³⁾	✓ 5.5.1.7	Upright (landing) position load	6	7200	5	POSITIVE
14	5.5.1.5	Negative symmetric load towing points	5	6000	5	n/a

Rescue deployment test

Test id	- EN 1651	Setup	Min load		Measured [N]	Result
			[N]	Max. load [N]		
RRDT	✓ 5.5.1.11	Default flying position	20	70	34.23	POSITIVE

Rescue Deployment Handle strength test

Test id	- EN 12491	Setup	Req. Load [N]	Min. duration [s]	Breaking strength [N]	Result
RRST	✓ 5.3.2	Two end points of handle	700	10	859.25	POSITIVE

Manufacturer	Instrument	Type no	S/N	Validity
HBM	Load Sensor GE01	1-S9M/50KN-1	31314643	04.09.2023
Burster / MTS	Load sensor 10kN SL2	8431-6010-N000S000	593507	21.04.2026
JDC elec	Geos n°11 Skywatch	Geos n°11	Unit11	18.06.2025

Air Turquoise SA, has thoroughly tested the sample mentioned above and certifies its conformity with the following standards:

EN1651:2018+A1:2020⁽⁶⁾ and EN12491:2015+A1:2021⁽⁶⁾

The validation of this test report is given by the signature of the test manager on the Inspection Certificate no 94.20b

⁽¹⁾ If Impact pad available, see test report no. 94.22 and inspection certificate no. 94.20b. ⁽³⁾ Slipping test of any adjustable components: No slippage of any adjustable element more than 10 mm at 4500N for 5 s. The marks should be added with a pre-load of 1000N. ⁽⁴⁾ For harness with integrated Y bridle, test in the end loop ⁽⁵⁾ Attach to anti-falling out system without connecting the crotch straps (breast straps)

⁽⁶⁾ These standards are NOT covered by accreditation D-IS-19457-01

Calculated value in tests reports include the value minus the uncertainty (on safe side) / The uncertainty stated is the expanded uncertainty obtained by multiplying the standard uncertainty by the coverage factor k = 2. The value of the measurand lies within the assigned range of values with a probability of 95%

This declaration must not be reproduced in part without the written permission of AIR TURQUOISE SA

Inspection certificate number: **PH_433.2024**

model: **CALLIPIX REVERSE 2**

Harness Structural test

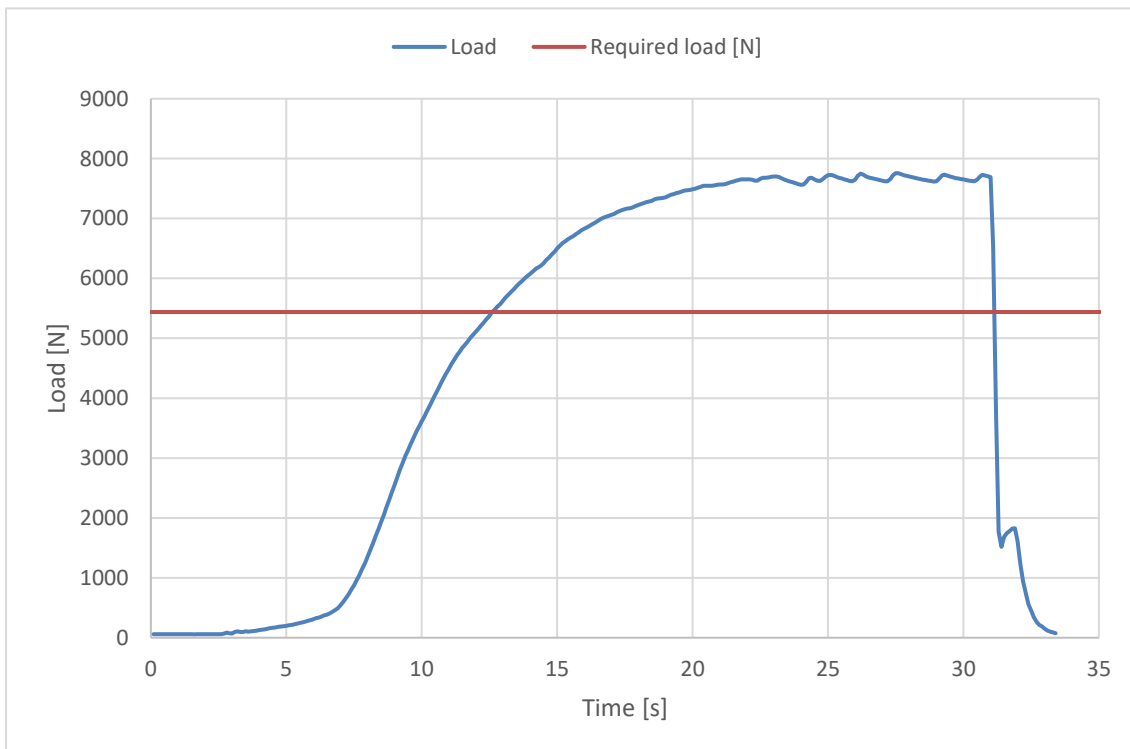
Test ID 01

Standard **EN 1651**
 Reference in standard **5.5.1.1**
 Test setup **Positive symmetric load (Slippage)**
 Attachment points **Both main riser attachment (3,4)**
 Anchor points **Dummy (B1, B2)**

Required load [g] **4.5**
 Required load [N] **5400**
 Minimum test duration [s] **5**

Result

Test duration [s] **18.5**
 Any signs of structural failure **No**
 Slippery test OK **Yes**
 Test results **POSITIVE**



The validation of this test report is given by the signature of the test manager on the Inspection Certificate no 94.20b

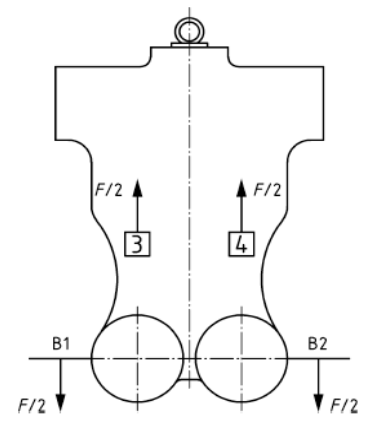
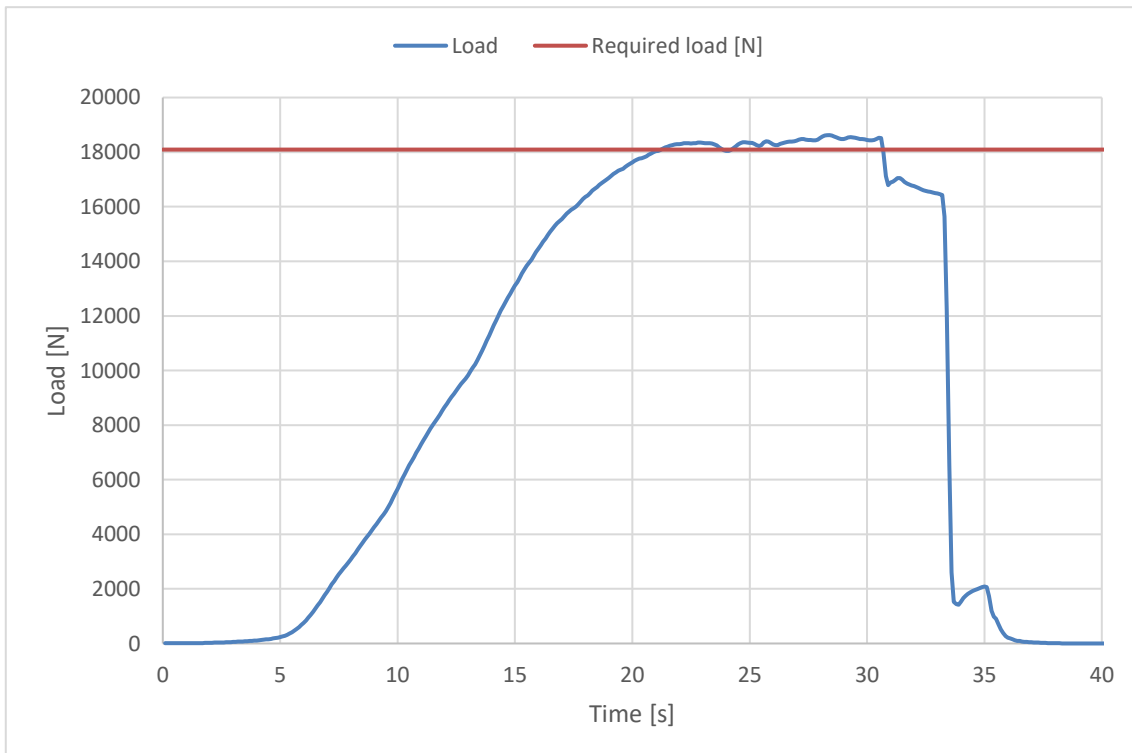
Inspection certificate number: **PH_433.2024**

model: **CALLIPIX REVERSE 2**

Harness Structural test

Test ID 03

Standard	EN 1651
Reference in standard	5.5.1.1b
Test setup	Positive symmetric load
Attachment points	Both main riser attachment (3,4)
Anchor points	Dummy (B1, B2)
Required load [g]	15
Required load [N]	18000
Minimum test duration [s]	5
Result	
Test duration [s]	6.4
Any signs of structural failure	No
Slippery test OK	Yes
Test results	POSITIVE

The validation of this test report is given by the signature of the test manager on the Inspection Certificate no 94.20b


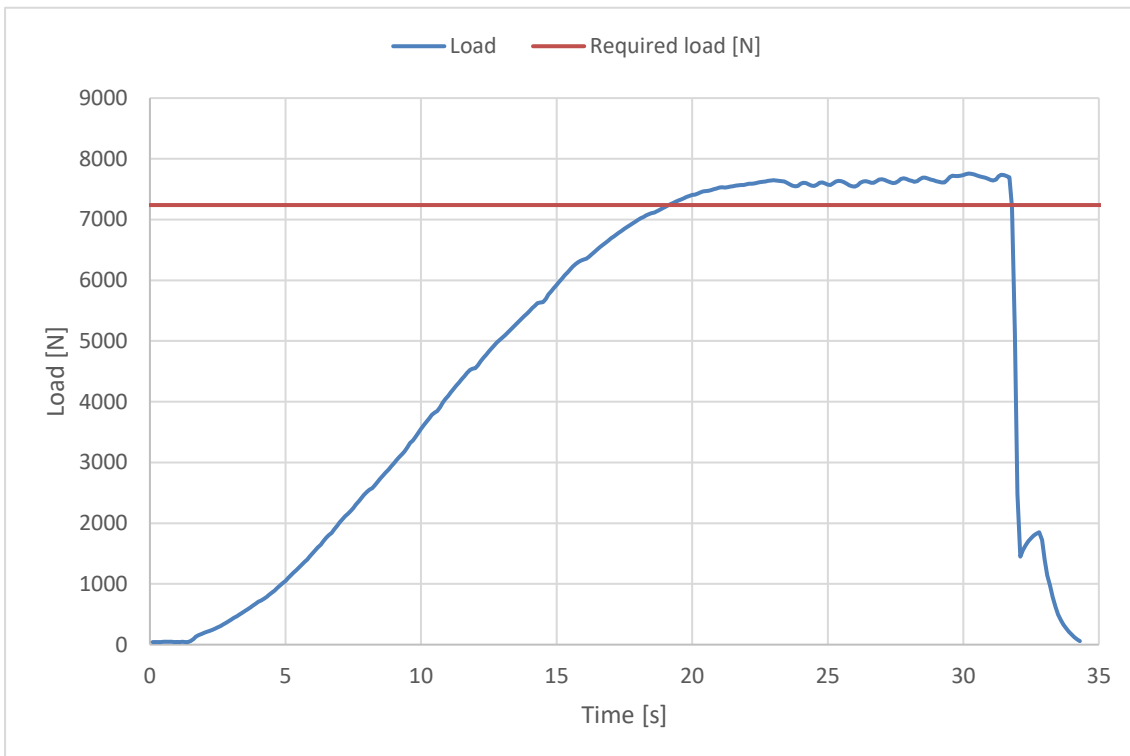
Inspection certificate number: **PH_433.2024**

model: **CALLIPIX REVERSE 2**

Harness Structural test

Test ID 05

Standard	EN 1651
Reference in standard	5.5.1.2
Test setup	Positive asymmetric load
Attachment points	One riser attachment (3 or 4)
Anchor points	Dummy (C)
Required load [g]	6
Required load [N]	7200
Minimum test duration [s]	5
Result	
Test duration [s]	12.6
Any signs of structural failure	No
Test results	POSITIVE

The validation of this test report is given by the signature of the test manager on the Inspection Certificate no 94.20b

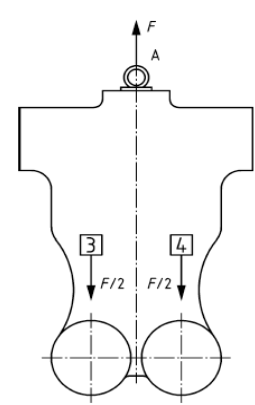
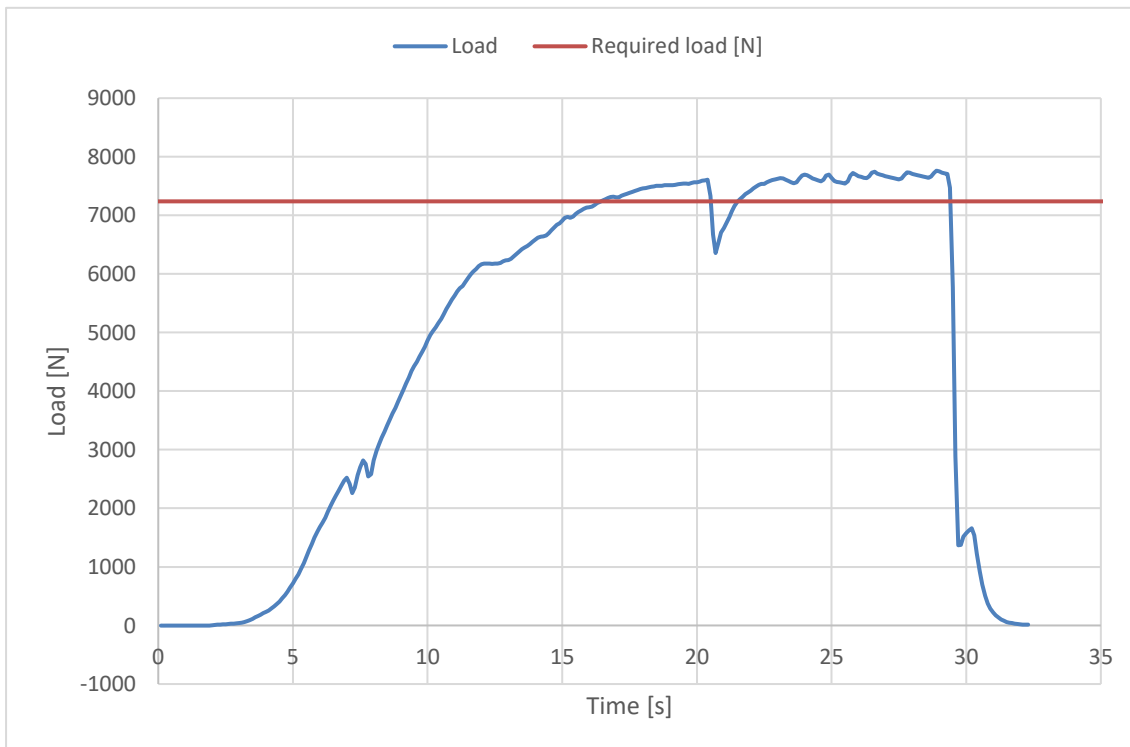
Inspection certificate number: **PH_433.2024**

model: **CALLIPIX REVERSE 2**

Harness Structural test

Test ID 06

Standard	EN 1651
Reference in standard	5.5.1.6
Test setup	Negative symmetric load
Attachment points	Both main riser attachment (3,4)
Anchor points	Dummy (A)
Required load [g]	6
Required load [N]	7200
Minimum test duration [s]	5
Result	
Test duration [s]	7.9
Any signs of structural failure	No
Test results	POSITIVE

The validation of this test report is given by the signature of the test manager on the Inspection Certificate no 94.20b

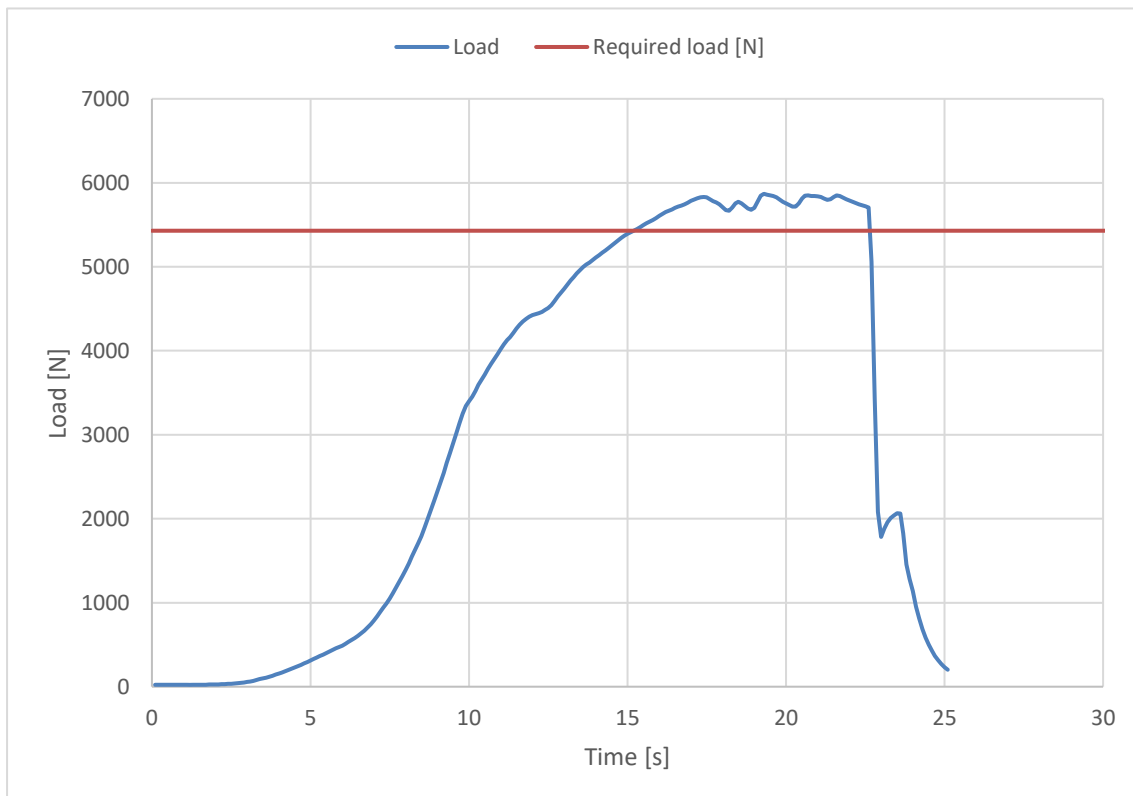
Inspection certificate number: **PH_433.2024**

model: **CALLIPIX REVERSE 2**

Harness Structural test

Test ID 08

Standard	EN 1651
Reference in standard	5.5.1.9
Test setup	Anti falling-out system
Attachment points	Around anti falling-out system
Anchor points	Both main riser attachment (no dummy)
Required load [g]	4.5
Required load [N]	5400
Minimum test duration [s]	5
Result	
Test duration [s]	7.5
Any signs of structural failure	No
Test results	POSITIVE



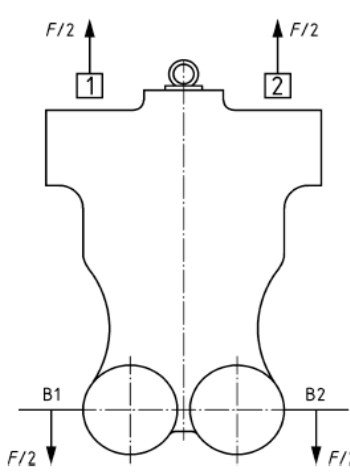
The validation of this test report is given by the signature of the test manager on the Inspection Certificate no 94.20b

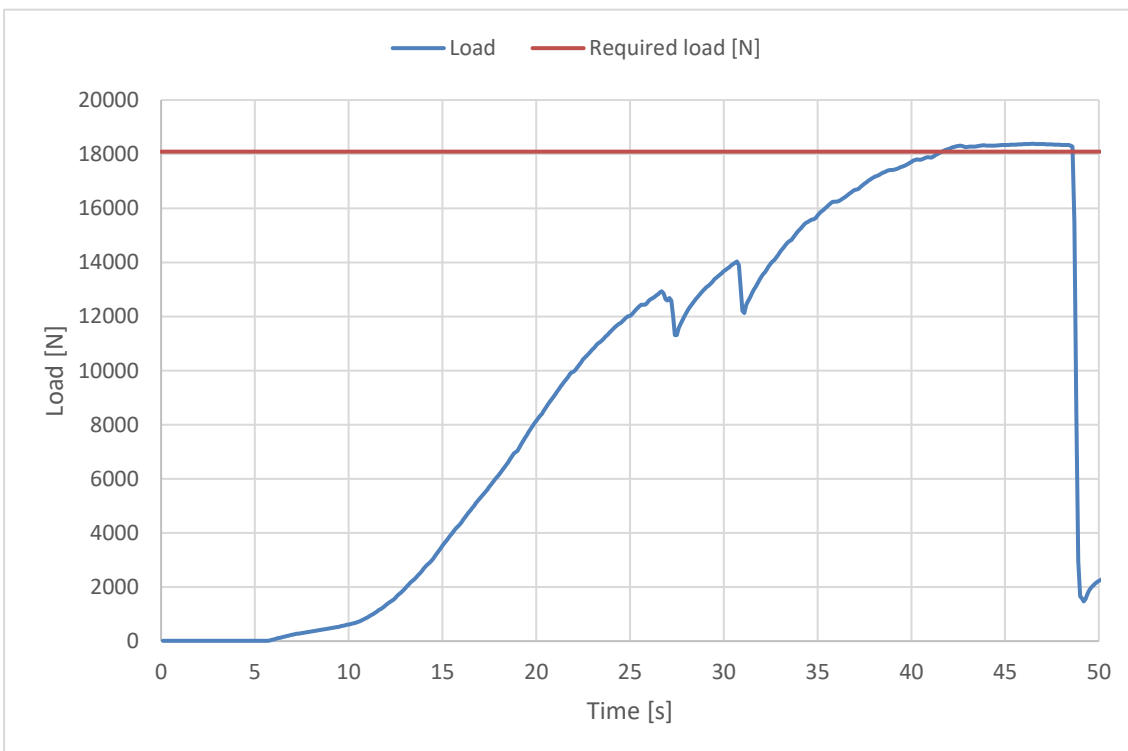
Inspection certificate number: **PH_433.2024**

model: **CALLIPIX REVERSE 2**

Harness Structural test

Test ID 09

Standard	EN 1651	
Reference in standard	5.5.1.3	
Test setup	Positive symmetric load rescue points	
Attachment points	Both main riser attachment (1,2)	
Anchor points	Dummy (B1,B2)	
Required load [g]	15	
Required load [N]	18000	
Minimum test duration [s]	5	
Result		
Test duration [s]	7	
Any signs of structural failure	No	
Slippery test OK	Yes	
Test results	POSITIVE	



The validation of this test report is given by the signature of the test manager on the Inspection Certificate no 94.20b

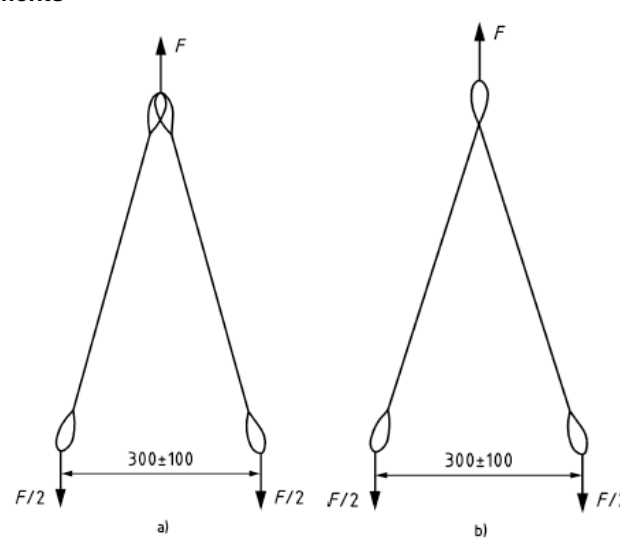
Inspection certificate number: **PH_433.2024**

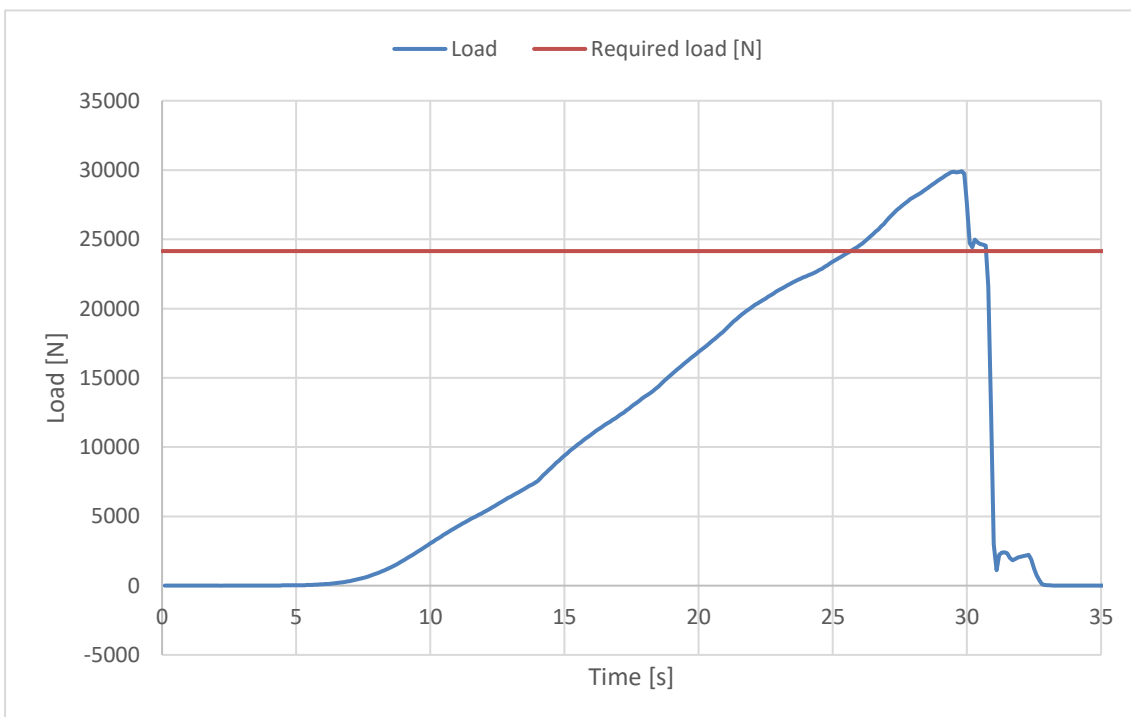
model: **CALLIPIX REVERSE 2**

Harness Structural test

Test ID 11

Standard	EN 1651
Reference in standard	5.5.1.8
Test setup	Connecting element for rescue
Attachment points	End point (emergency parachute)
Anchor points	Both attachment to harness
Required load [g]	n/a
Required load [N]	24000
Minimum test duration [s]	0.3
Type of connecting element	a) two single elements
Result	
Test duration [s]	5.1
Any signs of structural failure	No
Test results	POSITIVE





The validation of this test report is given by the signature of the test manager on the Inspection Certificate no 94.20b

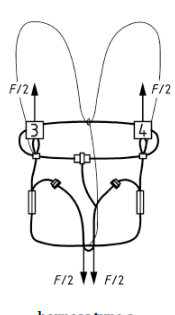
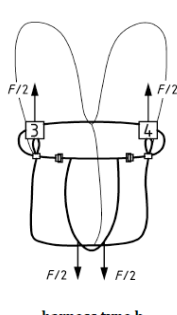
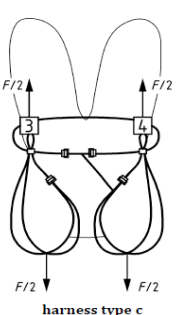
Inspection certificate number: **PH_433.2024**

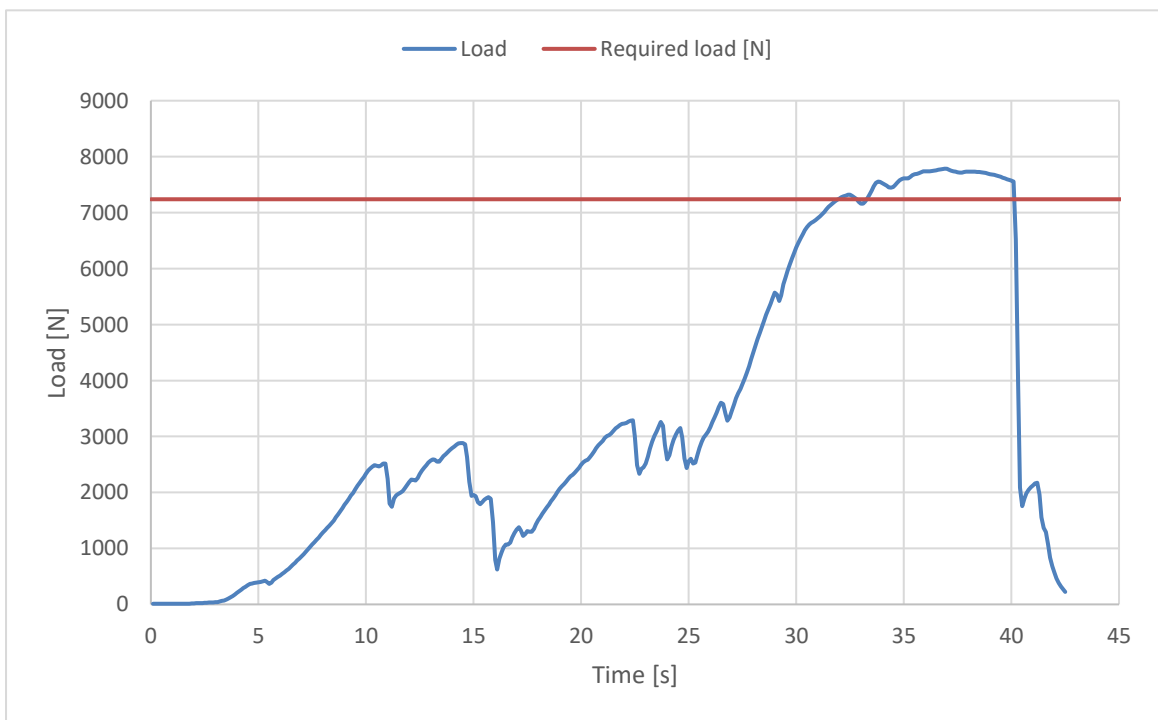
model: **CALLIPIX REVERSE 2**

Harness Structural test

Test ID 12

Standard	EN 1651
Reference in standard	5.5.1.7
Test setup	Upright (landing) position load
Attachment points	Both main riser attachment (3, 4)
Anchor points	Both legstrap of harness (no dummy)
Required load [g]	6
Required load [N]	7200
Minimum test duration [s]	5
Harness type	type a
Result	
Test duration [s]	6.9
Any signs of structural failure	No
Slippery test OK	Yes
Test results	POSITIVE



The validation of this test report is given by the signature of the test manager on the Inspection Certificate no 94.20b

Inspection certificate number: **PH_433.2024**

model: **CALLIPIX REVERSE 2**

Rescue Deployment Test

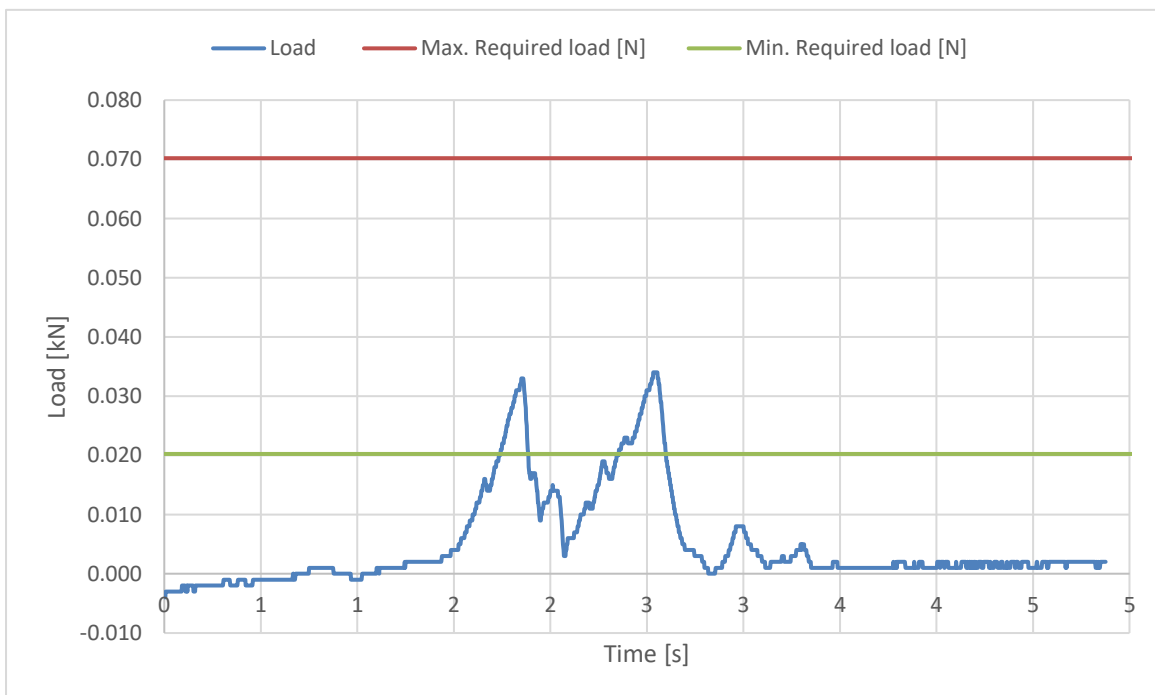
Test ID RRDT

Standard	EN 1651
Reference in standard	5.5.1.11
Test setup	Default flying position
Attachment points	Sensor connect to handle, and pull in opening direction
	The test is to simulate the load required to open the emergency parachute(1st action).

Min. Required load [N]	20
Max. Required load [N]	70

Result

Load for first action [N]	34.23
Test results	POSITIVE



The validation of this test report is given by the signature of the test manager on the Inspection Certificate no 94.20b

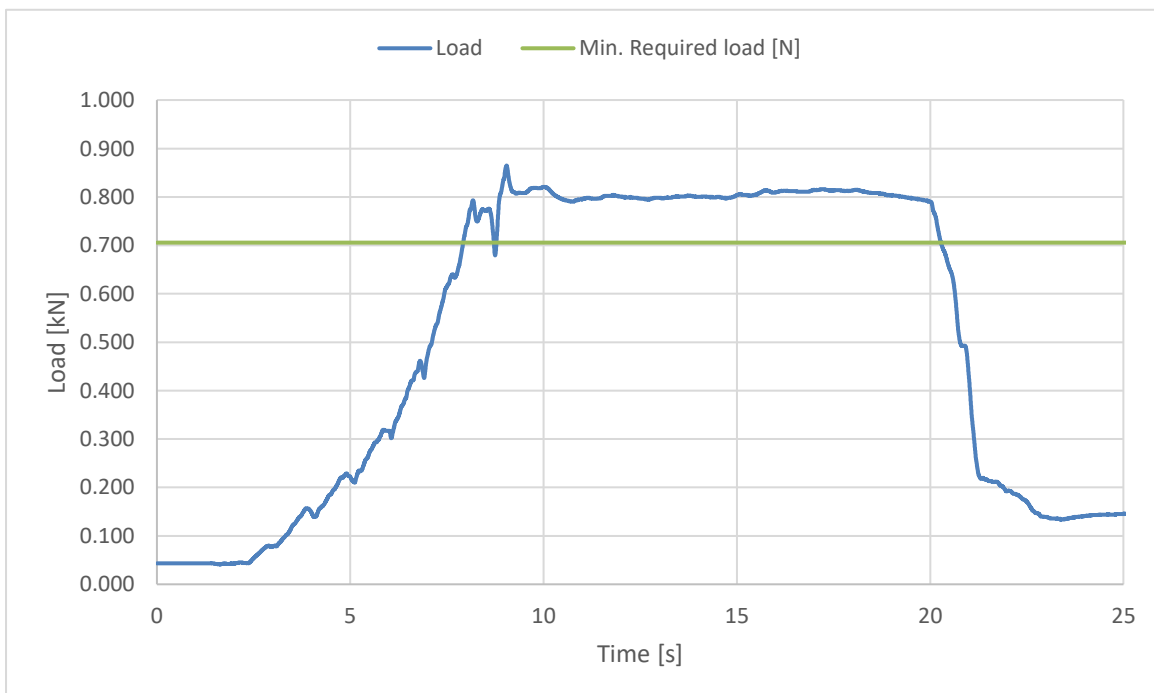
Inspection certificate number: **PH_433.2024**

model: **CALLIPIX REVERSE 2**

Rescue Deployment Handle strength test

Test ID RRST

Standard	EN 12491
Reference in standard	5.3.2
Test setup	Two end points of handle
Attachment points	Sensor connect to end of handle, pull on the other side
	The handle must support min 700 N for 10 s, after measure breaking strength
Min. Required load [N]	700
Minimum test duration [s]	10
Result	
Test duration [s]:	11.5
Breaking strength [N]	859.25
Test results	POSITIVE



The validation of this test report is given by the signature of the test manager on the Inspection Certificate no 94.20b