

Harness Structural test Report - EN

Inspection certificate number: **PH_272.2019**

Manufacturer data:

Manufacturer name: **Sky Paragliders a.s.**
 Representative: **Michal Sotek**
 Street: **Okruzni 39**
 Post code place: **73911 Frydlant n.O.**
 Country: **Czech Republic**

Sample data:

Name: **Skylighter 4**
 Type: **ABS**
 Size: **L**
 Serial number: **2454-13-5834**
 Impact pad type: ⁽¹⁾ **Foam**
 Clip-in weight [kg]: **120**

 Date of test: **13.05.2019**

Atmosphere AGL:

[C°]	20.3
RH [%]	40
[hPa]	980.6

Summary of Structural test

Test id	- EN 1651:2018	Setup	Req. Load		Min. duration [s]	Result
			[g]	Req. Load [N]		
01 ⁽³⁾	V 5.5.1.1	Positive symmetric load (Slippage)	4.5	5400	5	POSITIVE
03 ⁽³⁾	V 5.5.1.1b	Positive symmetric load	15	18000	5	POSITIVE
05	V 5.5.1.2	Positive asymmetric load	6	7200	5	POSITIVE
09 ⁽³⁾⁽⁴⁾	V 5.5.1.3	Positive symmetric load rescue points	15	18000	5	POSITIVE
10 ⁽³⁾⁽⁴⁾	5.5.1.4	Negative symmetric load rescue points	15	18000	5	n/a
14	5.5.1.5	Negative symmetric load towing points	5	6000	5	n/a
06	V 5.5.1.6	Negative symmetric load	6	7200	5	POSITIVE
12 ⁽³⁾	V 5.5.1.7	Upright (landing) position load	6	7200	5	POSITIVE
11	V 5.5.1.8	Connecting element for rescue	n/a	24000	0.3	POSITIVE
08 ⁽⁵⁾	V 5.5.1.9	Anti falling-out system	4.5	5400	5	POSITIVE

Rescue deployment test

Test id	- NfL II 91/09	Setup	Min load			Result
			[N]	Max. load [N]	Measured [N]	
RRDT	V 6.1.5	Default flying position	20	70	79.52	POSITIVE

Rescue Deployment Handle strength test

Test id	- EN 12491	Setup	Req. Load [Min. duration [s]	Breaking strength [Result
RRST	V 5.3.2	Two end points of handle	700	10	1113.27	POSITIVE

Manufacture	Instrument	Type no	S/N	Validity Calibration
HBM	Load Sensor GE01	1-S9M/50KN-	31314643	04.09.2023
Burster	Sensor Burster	8431-10000	1185483	04.09.2023
JDC elec	Geos n°11 Skywatch	Geos n°11	22	08.05.2020

The validation of this test report is given by the signature of the test manager on the Inspection Certificate no 94.20

(1) If Impact pad available, see test report no. 94.22 and inspection certificate no. 94.20. ⁽³⁾ Slipping test of any adjustable components: No slippage of any adjustable element more than 10 mm at 4500N for 5 s. The marks should be added with a pre-load of 1000N. ⁽⁴⁾ For harness with integrated Y bridle, test in the end loop ⁽⁵⁾ Attach to anti-falling out system without connecting the crotch straps (breast straps)

Calculated value in tests reports include the value minus the uncertainty (on safe side) / The uncertainty stated is the expanded uncertainty obtained by multiplying the standard uncertainty by the coverage factor k = 2. The value of the measurand lies within the assigned range of values with a probability of 95%.

This declaration must not be reproduced in part without the written permission of AIR TURQUOISE SA.


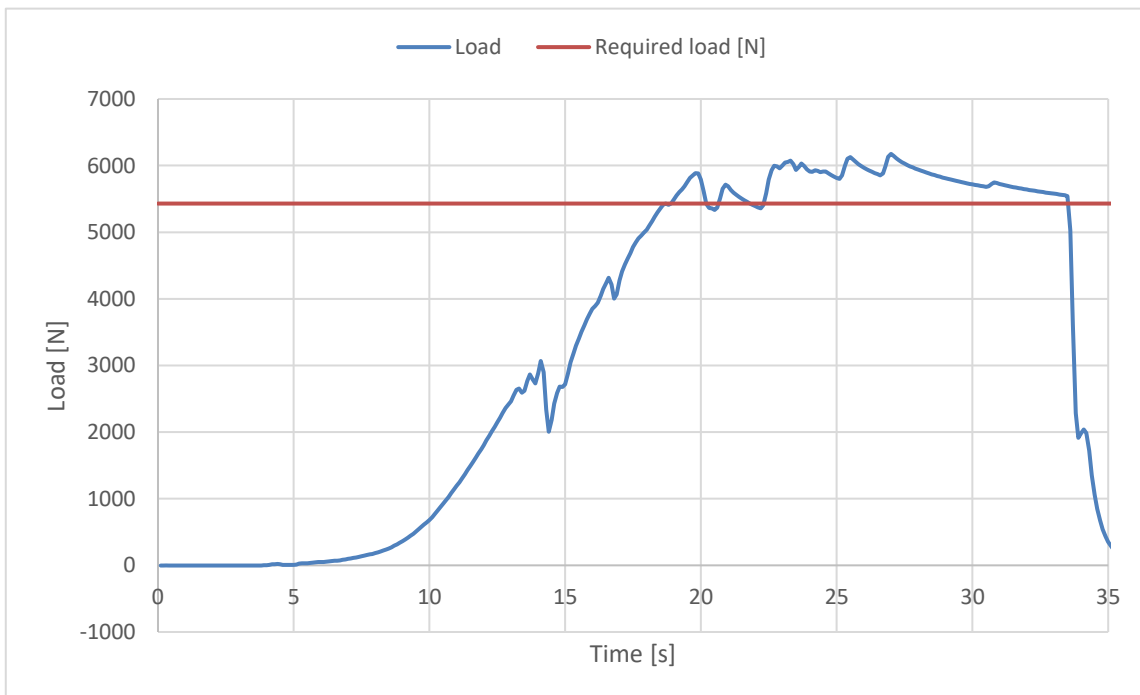
Inspection certificate number: **PH_272.2019**

model: **Skylighter 4**

Harness Structural test

Test ID 01

Standard	EN 1651:2018
Reference in standard	5.5.1.1
Test setup	Positive symmetric load (Slippage)
Attachment points	Both main riser attachment (3,4)
Anchor points	Dummy (B1, B2)
Required load [g]	4.5
Required load [N]	5400
Minimum test duration [s]	5
Result	
Test duration [s]	11.2
Any signs of structural failure	No
Slippery test OK	Yes
Test results	POSITIVE

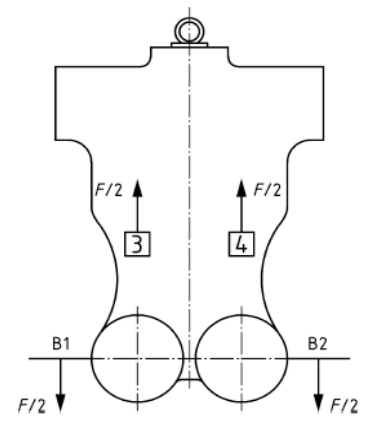
The validation of this test report is given by the signature of the test manager on the Inspection Certificate no 94.20

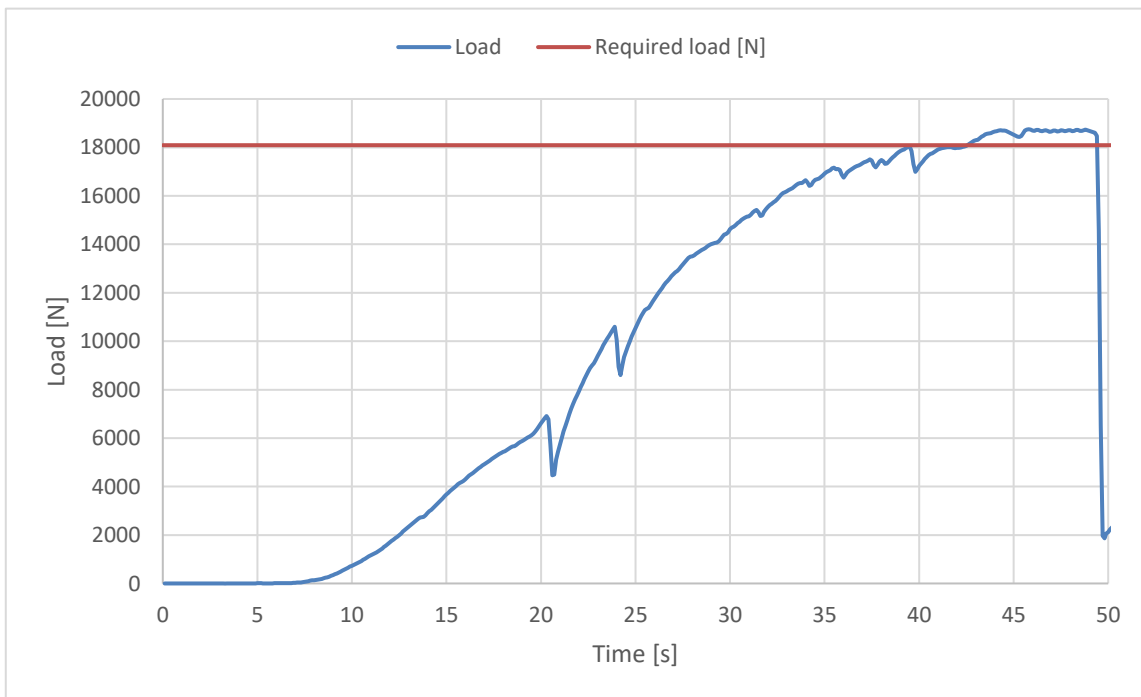
Inspection certificate number: **PH_272.2019**

model: **Skylighter 4**

Harness Structural test

Test ID 03

Standard	EN 1651:2018	
Reference in standard	5.5.1.1b	
Test setup	Positive symmetric load	
Attachment points	Both main riser attachment (3,4)	
Anchor points	Dummy (B1, B2)	
Required load [g]	15	
Required load [N]	18000	
Minimum test duration [s]	5	
Result		
Test duration [s]	6.9	
Any signs of structural failure	No	
Slippery test OK	Yes	
Test results	POSITIVE	




The validation of this test report is given by the signature of the test manager on the Inspection Certificate no 94.20

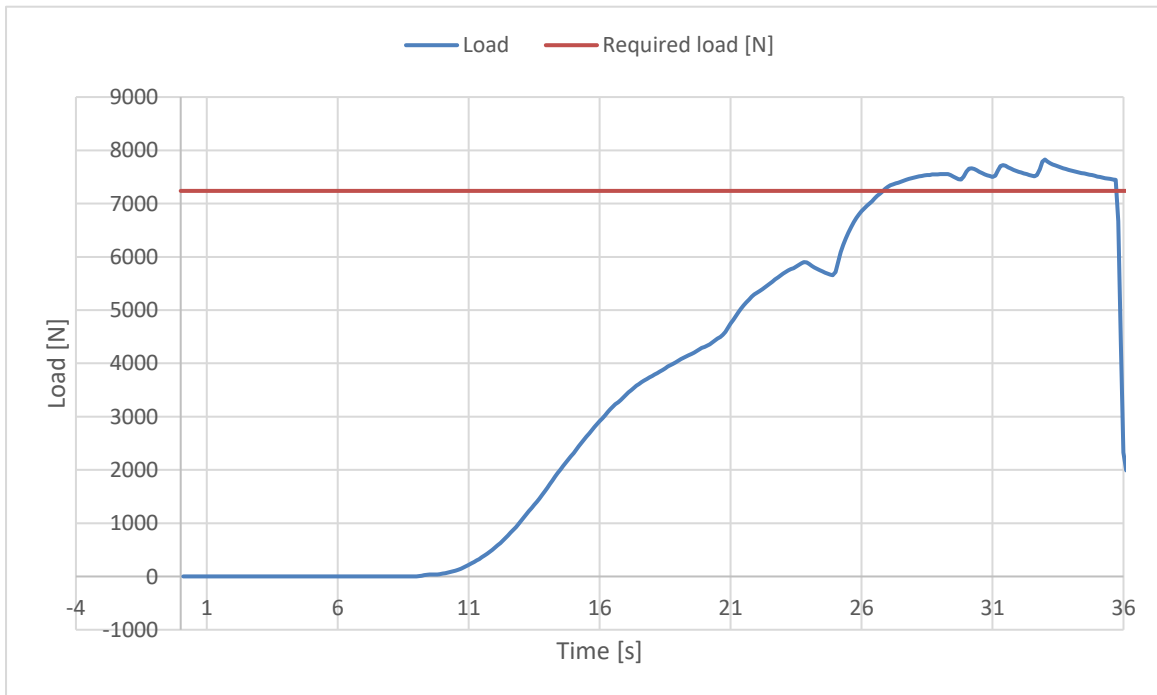
Inspection certificate number: **PH_272.2019**

model: **Skylighter 4**

Harness Structural test

Test ID 05

Standard	EN 1651:2018	
Reference in standard	5.5.1.2	
Test setup	Positive asymmetric load	
Attachment points	One riser attachment (3 or 4)	
Anchor points	Dummy (C)	
Required load [g]	6	
Required load [N]	7200	
Minimum test duration [s]	5	
Result		
Test duration [s]	8.9	
Any signs of structural failure	No	
Test results	POSITIVE	



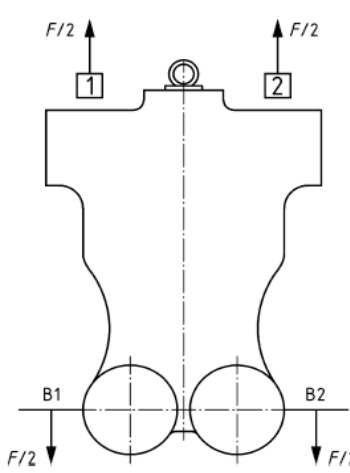
The validation of this test report is given by the signature of the test manager on the Inspection Certificate no 94.20

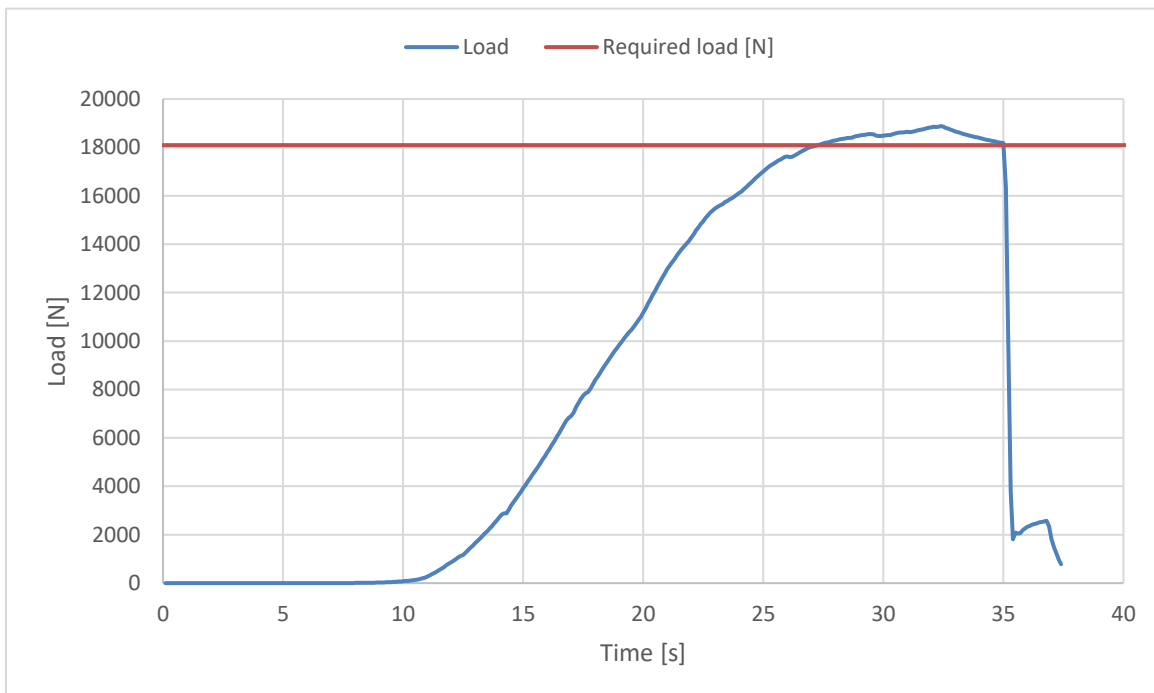
Inspection certificate number: **PH_272.2019**

model: **Skylighter 4**

Harness Structural test

Test ID 09

Standard	EN 1651:2018	
Reference in standard	5.5.1.3	
Test setup	Positive symmetric load rescue points	
Attachment points	Both main riser attachment (1,2)	
Anchor points	Dummy (B1,B2)	
Required load [g]	15	
Required load [N]	18000	
Minimum test duration [s]	5	
Result		
Test duration [s]	7.8	
Any signs of structural failure	No	
Slippery test OK	Yes	
Test results	POSITIVE	



The validation of this test report is given by the signature of the test manager on the Inspection Certificate no 94.20

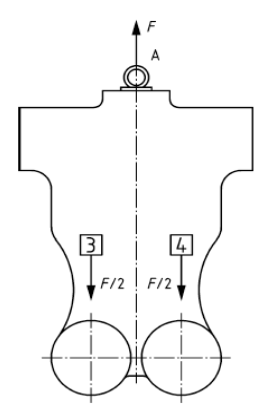
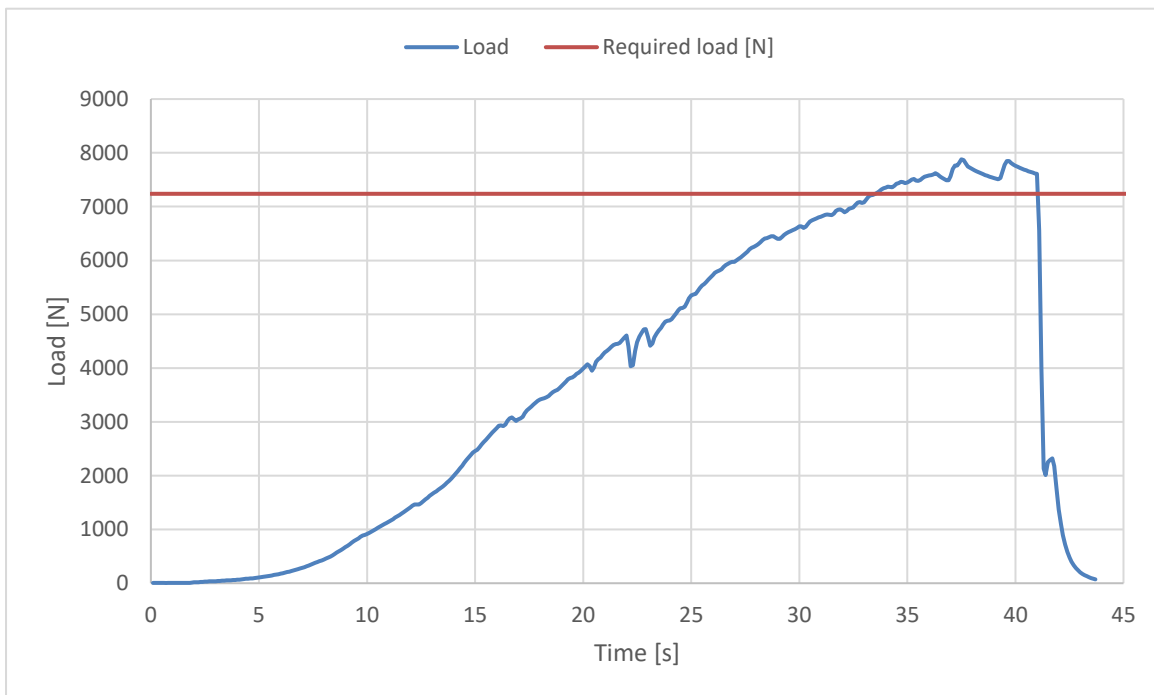
Inspection certificate number: **PH_272.2019**

model: **Skylighter 4**

Harness Structural test

Test ID 06

Standard	EN 1651:2018
Reference in standard	5.5.1.6
Test setup	Negative symmetric load
Attachment points	Both main riser attachment (3,4)
Anchor points	Dummy (A)
Required load [g]	6
Required load [N]	7200
Minimum test duration [s]	5
Result	
Test duration [s]	7.5
Any signs of structural failure	No
Test results	POSITIVE

The validation of this test report is given by the signature of the test manager on the Inspection Certificate no 94.20

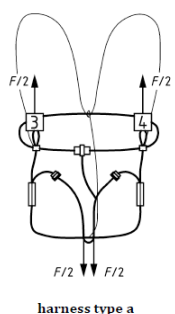
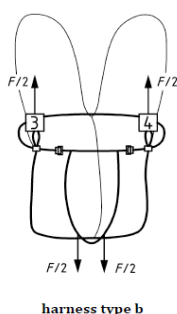
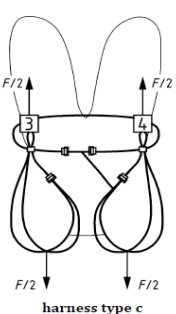
Inspection certificate number: **PH_272.2019**

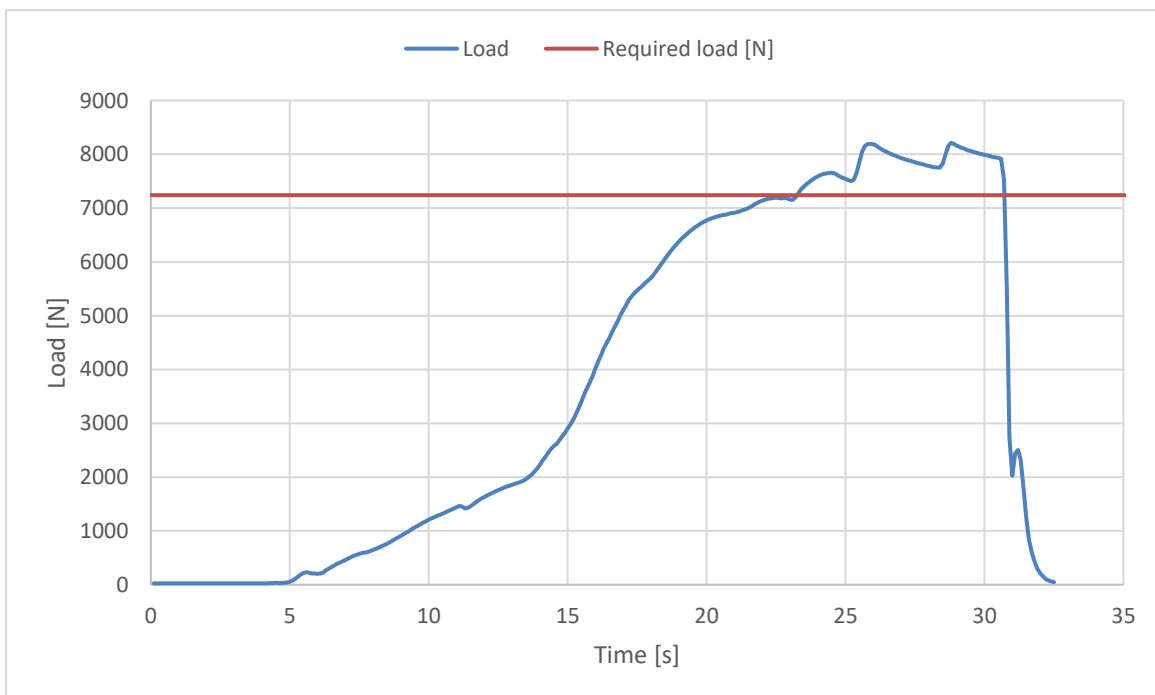
model: **Skylighter 4**

Harness Structural test

Test ID 12

Standard	EN 1651:2018
Reference in standard	5.5.1.7
Test setup	Upright (landing) position load
Attachment points	Both main riser attachment (3, 4)
Anchor points	Both legstrap of harness (no dummy)
Required load [g]	6
Required load [N]	7200
Minimum test duration [s]	5
Harness type	type a
Result	
Test duration [s]	7.5
Any signs of structural failure	No
Slippery test OK	Yes
Test results	POSITIVE



The validation of this test report is given by the signature of the test manager on the Inspection Certificate no 94.20

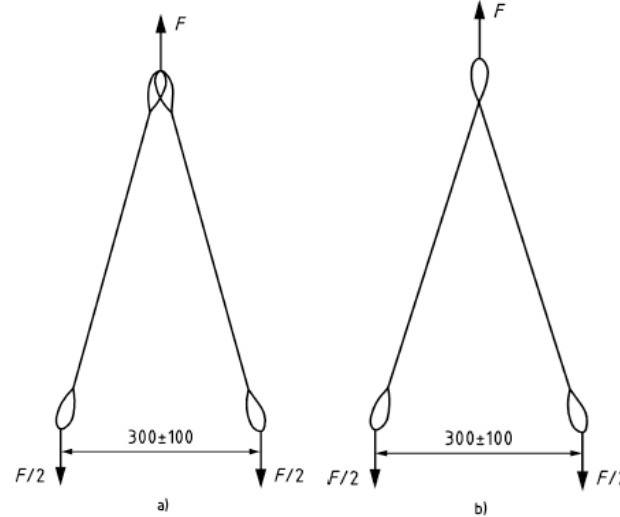
Inspection certificate number: **PH_272.2019**

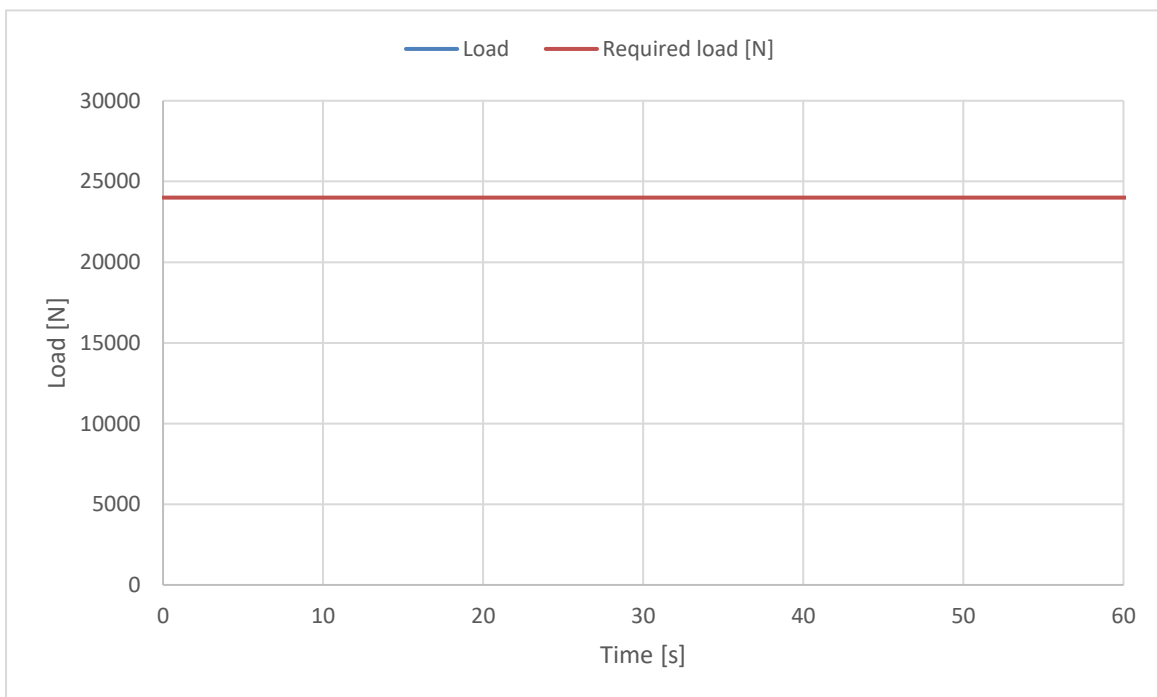
model: **Skylighter 4**

Harness Structural test

Test ID 11

Standard	EN 1651:2018
Reference in standard	5.5.1.8
Test setup	Connecting element for rescue
Attachment points	End point (emergency parachute)
Anchor points	Both attachment to harness
Required load [g]	n/a
Required load [N]	24000
Minimum test duration [s]	0.3
Type of connecting element	n/a
Result	
Test duration [s]	0
Any signs of structural failure	No
Test results	POSITIVE





The validation of this test report is given by the signature of the test manager on the Inspection Certificate no 94.20

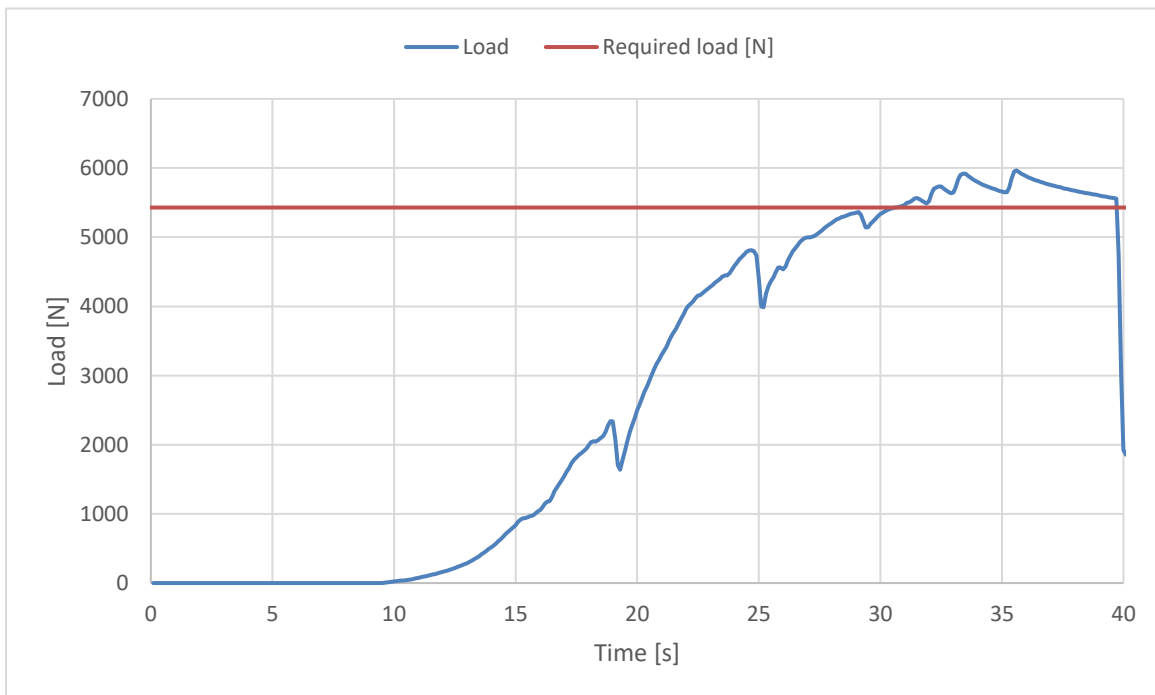
Inspection certificate number: **PH_272.2019**

model: **Skylighter 4**

Harness Structural test

Test ID 08

Standard	EN 1651:2018
Reference in standard	5.5.1.9
Test setup	Anti falling-out system
Attachment points	Around anti falling-out system
Anchor points	Both main riser attachment (no dummy)
Required load [g]	4.5
Required load [N]	5400
Minimum test duration [s]	5
Result	
Test duration [s]	9.1
Any signs of structural failure	No
Test results	POSITIVE



The validation of this test report is given by the signature of the test manager on the Inspection Certificate no 94.20

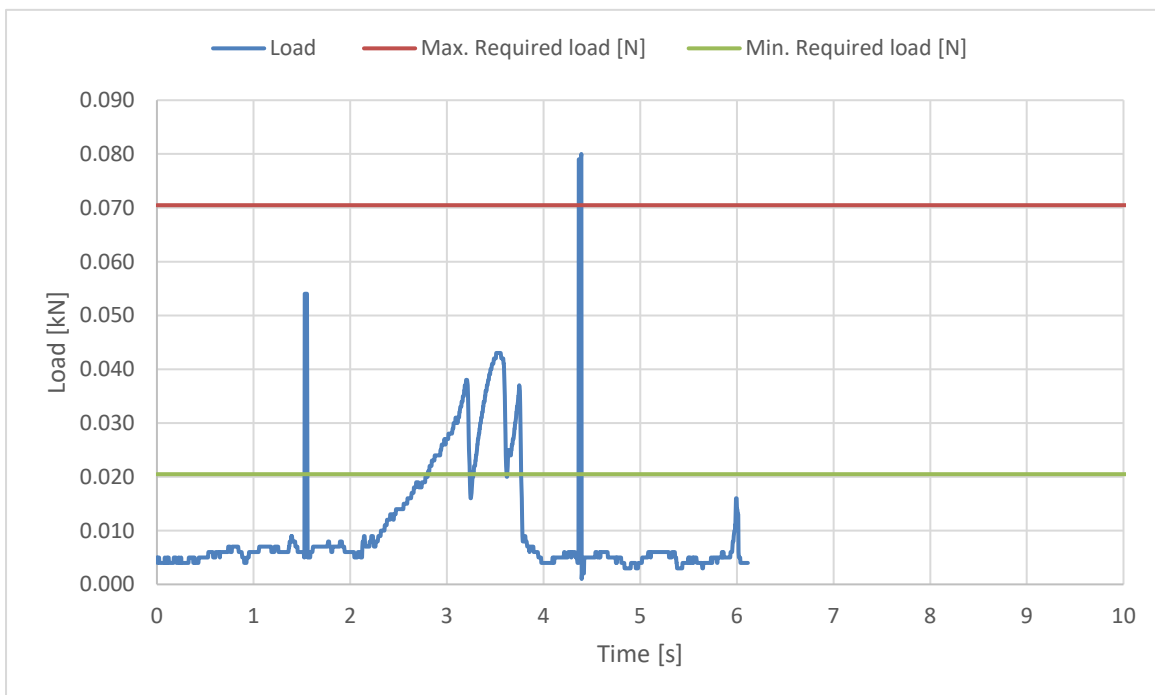
Inspection certificate number: **PH_272.2019**

model: **Skylighter 4**

Rescue Deployment Test

Test ID RRDT

Standard	LTF NfL II 91/09
Reference in standard	6.1.5
Test setup	Default flying position
Attachment points	Sensor connect to handle, and pull in opening direction
	The test is to simulate the load required to open the emergency parachute(1st action).
Min. Required load [N]	20
Max. Required load [N]	70
Result	
Load for first action [N]	79.52
Test results	POSITIVE



The validation of this test report is given by the signature of the test manager on the Inspection Certificate no 94.20

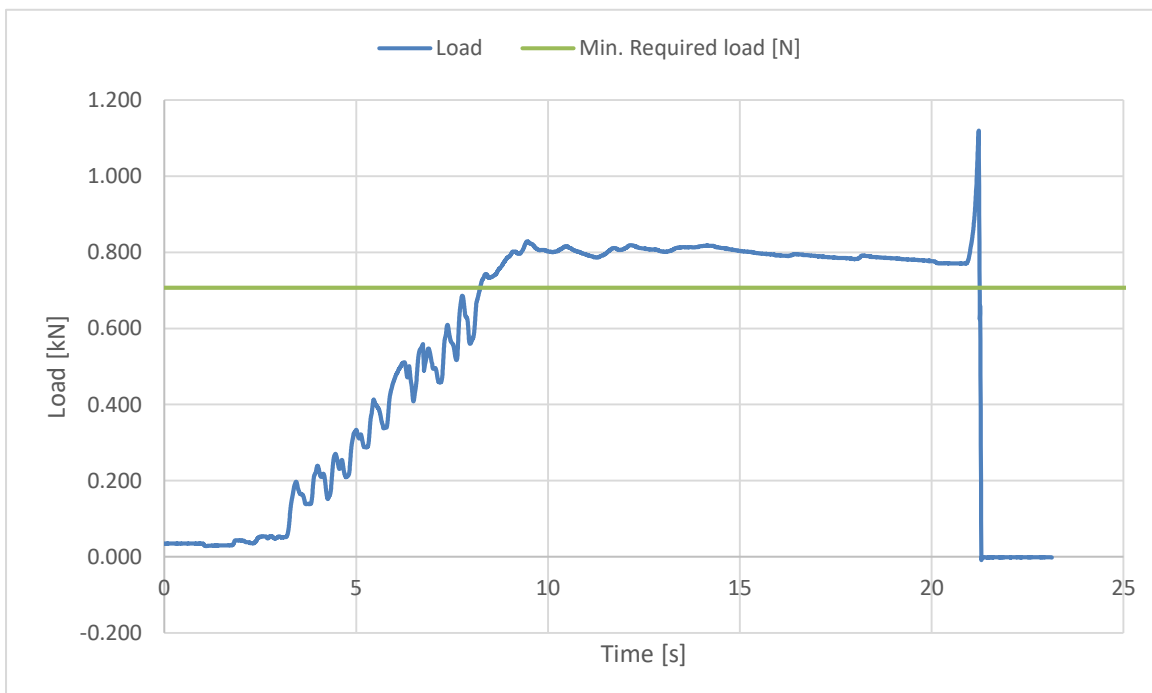
Inspection certificate number: **PH_272.2019**

model: **Skylighter 4**

Rescue Deployment Handle strength test

Test ID RRST

Standard	EN12491:2015
Reference in standard	5.3.2
Test setup	Two end points of handle
Attachment points	Sensor connect to end of handle, pull on the other side
	The handle must support min 700 N for 10 s, after measure breaking strength
Min. Required load [N]	700
Minimum test duration [s]	10
Result	
Test duration [s]:	12.8
Breaking strength [N]	1113.27
Test results	POSITIVE



The validation of this test report is given by the signature of the test manager on the Inspection Certificate no 94.20