

## Harness Structural test Report - LTF

Inspection certificate number: **PH\_313.2020**

### Manufacturer data:

Manufacturer name: **S.E.A. Paragliders**  
 Representative: **Mykola Solomko**  
 Street: **Soldatskaya str., 19**  
 Post code place: **61051 Kharkov**  
 Country: **Ukraine**

### Sample data:

Name: **Runa**  
 Type: **ABS**  
 Size: **M**  
 Serial number: **0520-038**  
 Impact pad type: <sup>(1)</sup> **Inflatable**  
 Clip-in weight [kg]: **100**  
  
 Date of test: **04.12.2020**

### Atmosphere AGL:

[C°]	<b>23.6</b>
RH [%]	<b>58</b>
[hPa]	<b>965</b>

### Summary of Structural test

Test id	-	Ref.	Setup	Req. Load [g]	Req. Load [N]	Min. duration [s]	Result
02	✓	5.3.2.1	Default flying position	6	6000	10	<b>POSITIVE</b>
03	✓	5.3.2.2	Default flying position	15	15000	5	<b>POSITIVE</b>
04	✓	5.3.2.3	Asymmetric, one riser	6	6000	10	<b>POSITIVE</b>
07	✓	5.3.2.6	Asymmetric, negative	4.5	4500	10	<b>POSITIVE</b>
09		5.3.2.4	Rescue attachments	15	15000	5	<b>n/a</b>
13	✓	5.3.2.7	Flying position before landing	15	15000	5	<b>POSITIVE</b>
14		5.3.2.5	Towing	5	5000	10	<b>n/a</b>

### Rescue deployment test

Test id	-	LTF NfL II 91/09	Setup	Min load [N]	Max. load [N]	Measured [N]	Result
RRDT	✓	6.1.5	Default flying position	20	70	<b>22.80</b>	<b>POSITIVE</b>

### Rescue Deployment Handle strength test

Test id	-	EN 12491	Setup	Req. Load [N]	Min. duration [s]	Breaking strength [N]	Result
RRST	✓	5.3.2	Two end points of handle	700	10	<b>1530.61</b>	<b>POSITIVE</b>

Manufacture	Instrument	Type no	S/N	Validity Calibration
HBM	Load Sensor GE01	1-S9M/50KN-1	31314643	04.09.2023
Burster	Sensor Burster	8431-10000	1185483	04.09.2023
JDC elec	Geos n°11 Skywatch	Geos n°11	Unit11	18.06.2025

**Air Turquoise SA**, having thoroughly assessed the sample mentioned above, declare it was found conform with  
 Airworthiness Requirements **LTF NfL II 91/09 - EN12491:2015 5.3.2**

The validation of this test report is given by the signature of the test manager on the Inspection Certificate no 94.20

<sup>(1)</sup> If Impact pad available, see test report no. 94.22 and inspection certificate no. 94.20

Calculated value in tests reports include the value minus the uncertainty (on safe side) / The uncertainty stated is the expanded uncertainty obtained by multiplying the standard uncertainty by the coverage factor k = 2. The value of the measurand lies within the assigned range of values with a probability of 95%.

This declaration must not be reproduced in part without the written permission of AIR TURQUOISE SA.

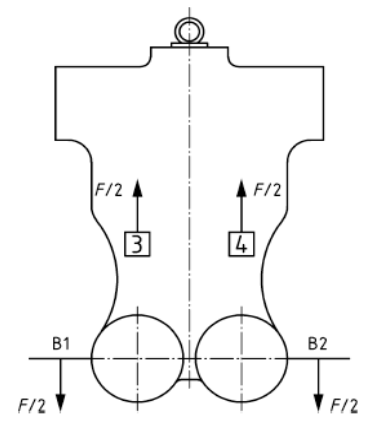
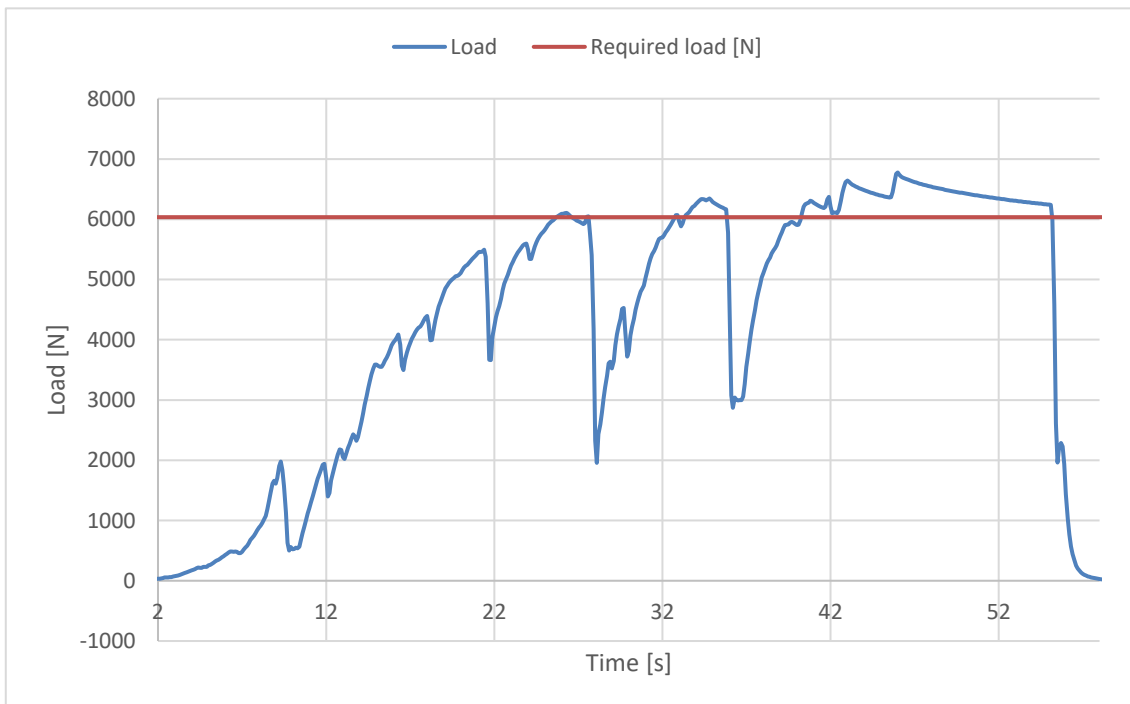
Inspection certificate number: **PH\_313.2020**

model: **Runa**

**Harness Structural test**

**Test ID 02**

Standard	<b>LTF NfL II 91/09</b>
Reference	<b>5.3.2.1</b>
Test setup	<b>Default flying position</b>
Attachment points	<b>Both main riser attachment (3,4)</b>
Anchor points	<b>Dummy (B1, B2)</b>
Required load [g]	<b>6</b>
Required load [N]	<b>6000</b>
Minimum test duration [s]	<b>10</b>
<b>Result</b>	
Test duration [s]	<b>14.9</b>
Any signs of structural failure	<b>No</b>
Test results	<b>POSITIVE</b>

The validation of this test report is given by the signature of the test manager on the Inspection Certificate no 94.20

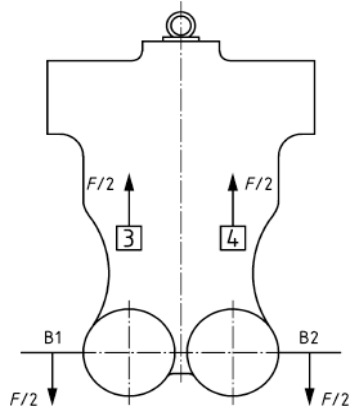
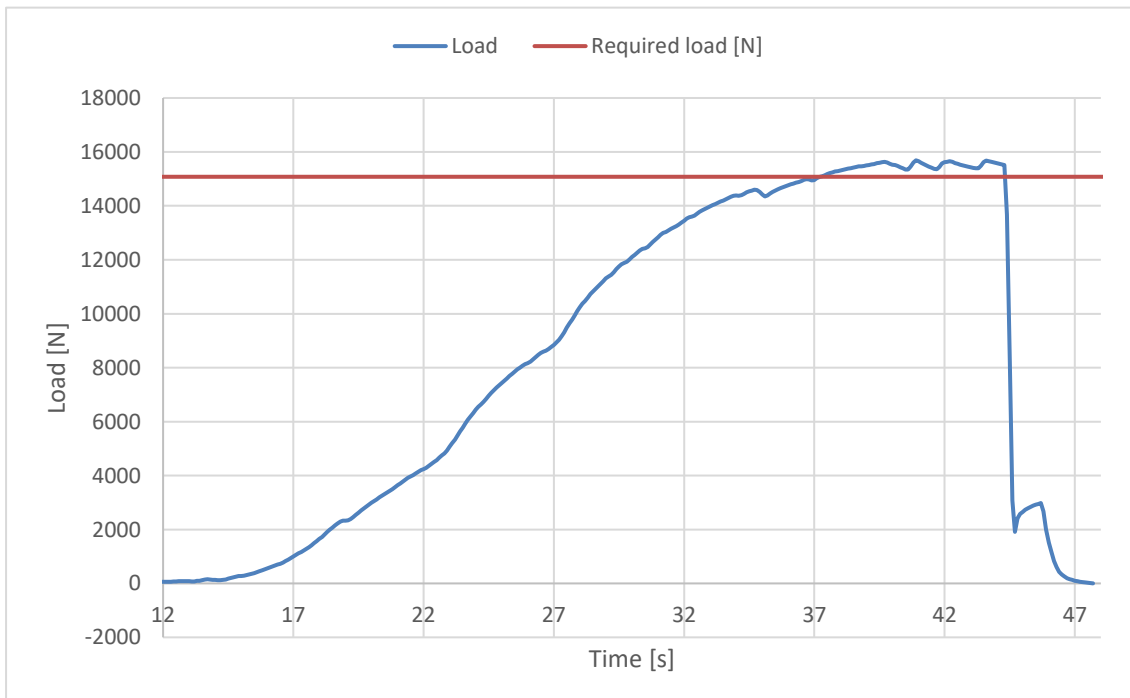
Inspection certificate number: **PH\_313.2020**

model: **Runa**

**Harness Structural test**

**Test ID 03**

Standard	<b>LTF NfL II 91/09</b>
Reference	<b>5.3.2.2</b>
Test setup	<b>Default flying position</b>
Attachment points	<b>Both main riser attachment (3,4)</b>
Anchor points	<b>Dummy (B1, B2)</b>
Required load [g]	<b>15</b>
Required load [N]	<b>15000</b>
Minimum test duration [s]	<b>5</b>
<b>Result</b>	
Test duration [s]	<b>7.1</b>
Any signs of structural failure	<b>No</b>
Test results	<b>POSITIVE</b>

The validation of this test report is given by the signature of the test manager on the Inspection Certificate no 94.20

Inspection certificate number: **PH\_313.2020**

model: **Runa**

**Harness Structural test**

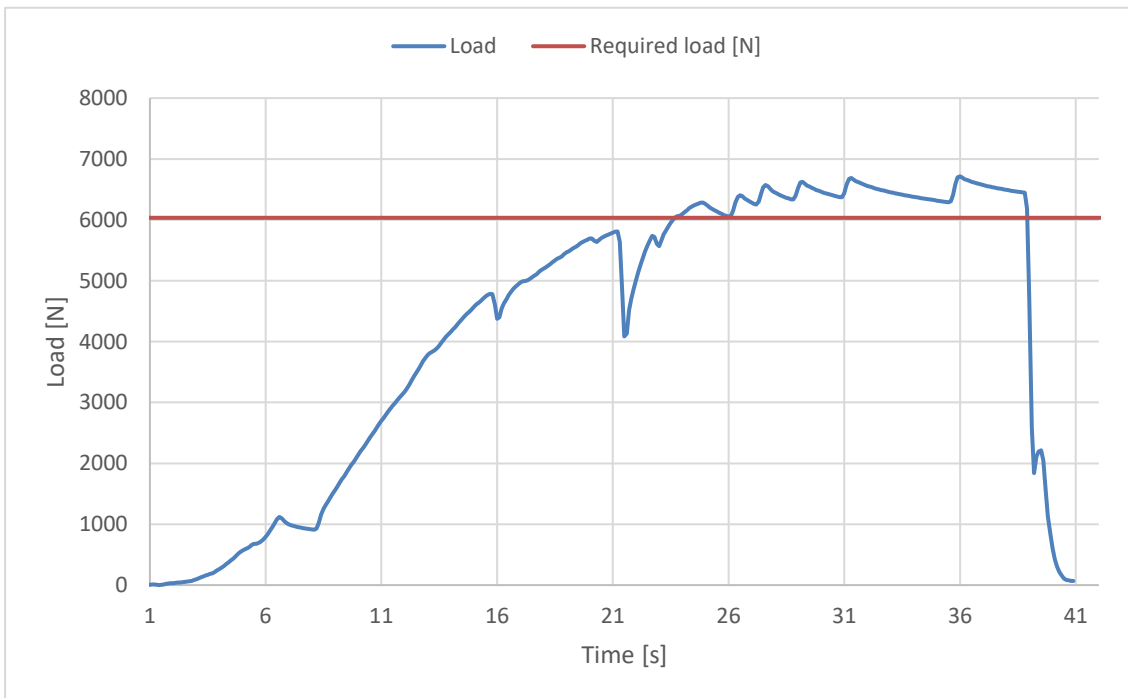
**Test ID 04**

Standard **LTF NfL II 91/09**  
 Reference **5.3.2.3**  
 Test setup **Asymmetric, one riser**  
 Attachment points **One main riser attachment (3)**  
 Anchor points **Dummy (B1,B2)**

Required load [g] **6**  
 Required load [N] **6000**  
 Minimum test duration [s] **10**

**Result**

Test duration [s] **15.3**  
 Any signs of structural failure **No**  
 Test results **POSITIVE**



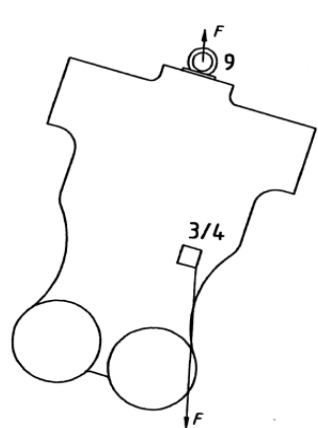
The validation of this test report is given by the signature of the test manager on the Inspection Certificate no 94.20

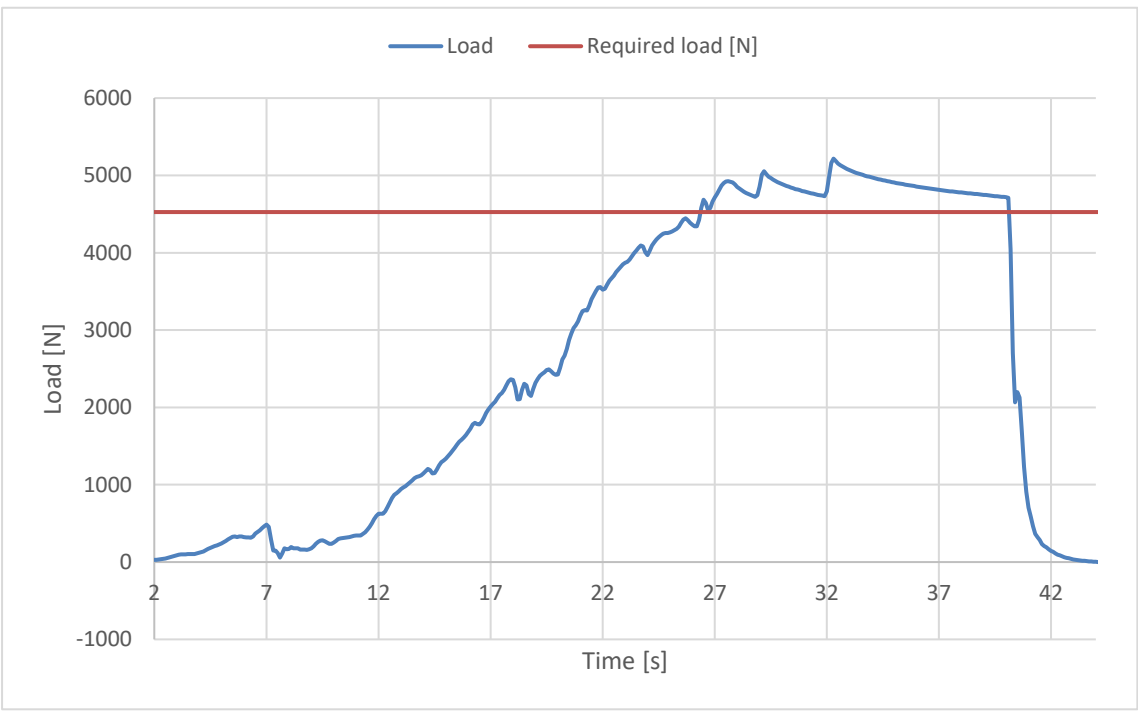
Inspection certificate number: **PH\_313.2020**

model: **Runa**

**Harness Structural test**

**Test ID 07**

Standard	<b>LTF NfL II 91/09</b>	
Reference	<b>5.3.2.6</b>	
Test setup	<b>Asymmetric, negative</b>	
Attachment points	<b>One main riser attachment (3 or 4) downwards</b>	
Anchor points	<b>Dummy (9)</b>	
Required load [g]	<b>4.5</b>	
Required load [N]	<b>4500</b>	
Minimum test duration [s]	<b>10</b>	
<b>Result</b>		
Test duration [s]	<b>13.8</b>	
Any signs of structural failure	<b>No</b>	
Test results	<b>POSITIVE</b>	



The validation of this test report is given by the signature of the test manager on the Inspection Certificate no 94.20

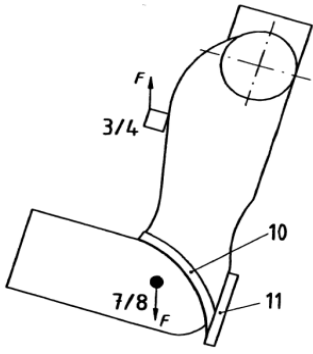
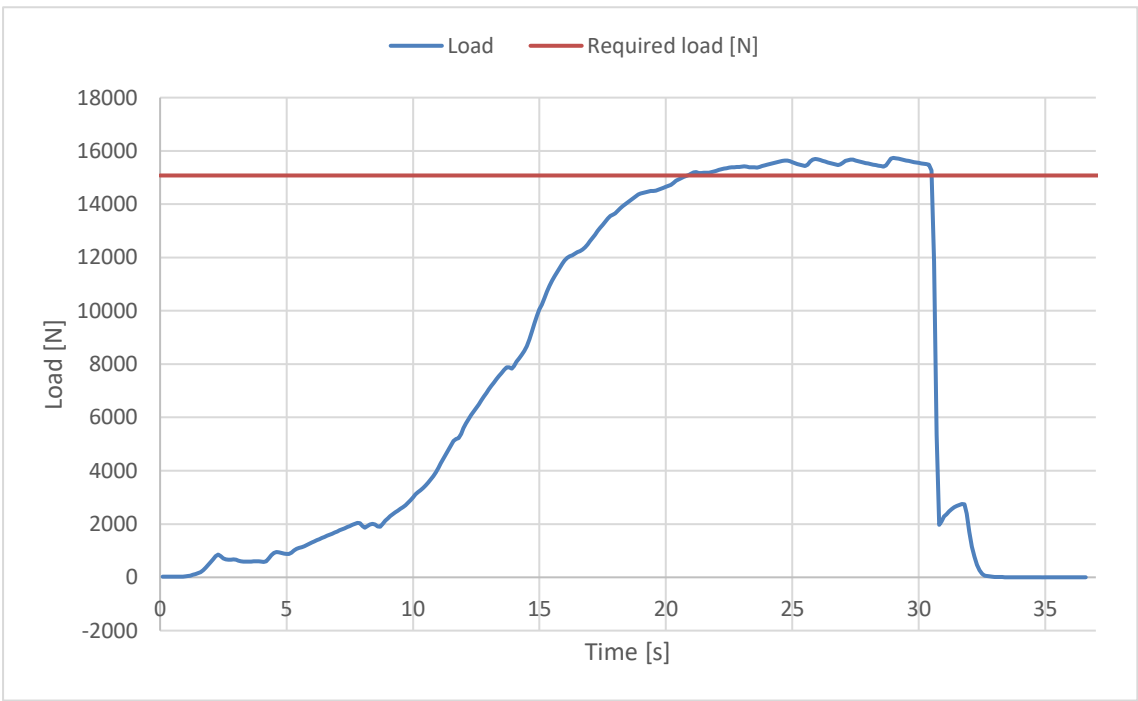
Inspection certificate number: **PH\_313.2020**

model: **Runa**

**Harness Structural test**

**Test ID 13**

Standard	<b>LTF NfL II 91/09</b>
Reference	<b>5.3.2.7</b>
Test setup	<b>Flying position before landing</b>
Attachment points	<b>Both main riser attachment (3,4)</b>
Anchor points	<b>Dummy (7,8)</b>
Required load [g]	<b>15</b>
Required load [N]	<b>15000</b>
Minimum test duration [s]	<b>5</b>
<b>Result</b>	
Test duration [s]	<b>9.7</b>
Any signs of structural failure	<b>No</b>
Test results	<b>POSITIVE</b>

The validation of this test report is given by the signature of the test manager on the Inspection Certificate no 94.20

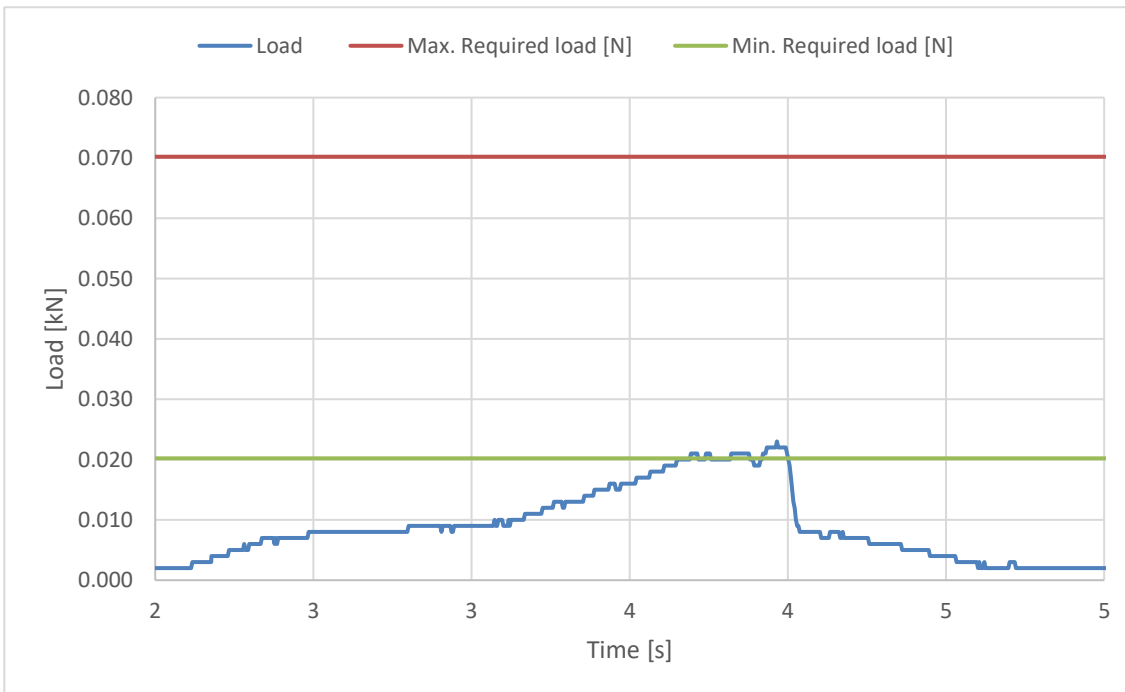
Inspection certificate number: **PH\_313.2020**

model: **Runa**

**Rescue Deployment Test**

**Test ID RRDT**

Standard	<b>LTF NfL II 91/09</b>
Reference	<b>6.1.5</b>
Test setup	<b>Default flying position</b>
Attachment points	<b>Sensor connect to handle, and pull in opening direction</b>
	The test is to simulate the load required to open the emergency parachute(1st action).
Min. Required load [N]	<b>20</b>
Max. Required load [N]	<b>70</b>
<b>Result</b>	
Load for first action [N]	<b>22.80</b>
Test results	<b>POSITIVE</b>



The validation of this test report is given by the signature of the test manager on the Inspection Certificate no 94.20

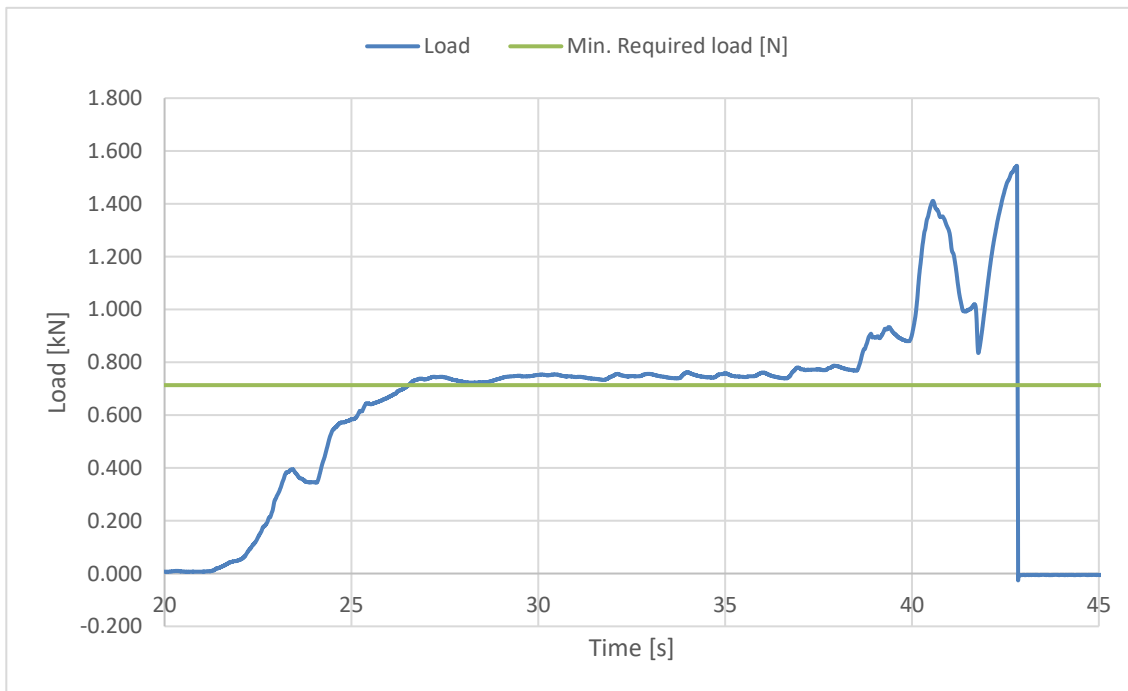
Inspection certificate number: **PH\_313.2020**

model: **Runa**

**Rescue Deployment Handle strength test**

**Test ID RRST**

Standard	<b>EN12491:2015</b>
Reference in standard	<b>5.3.2</b>
Test setup	<b>Two end points of handle</b>
Attachment points	<b>Sensor connect to end of handle, pull on the other side</b>
	The handle must support min 700 N for 10 s, after measure breaking strength
Min. Required load [N]	<b>700</b>
Minimum test duration [s]	<b>10</b>
<b>Result</b>	
Test duration [s]:	<b>16.3</b>
Breaking strength [N]	<b>1530.61</b>
Test results	<b>POSITIVE</b>



The validation of this test report is given by the signature of the test manager on the Inspection Certificate no 94.20