

## Harness Structural test Report

Inspection certificate number: **PH\_277.2019**

### Manufacturer data:

Manufacturer name: **Gin Gliders Inc.**  
 Representative: **Gin Seok Song**  
 Street: **2318-32, Baegok-daero, Mohyeon-myeon**  
 Post code place: **Cheoin-gu, Yongin-si, Gyeonggi-do**  
 Country: **17036, Rep. of Korea**

### Sample data:

Name: **Genie Lite 3**  
 Type: **ABS**  
 Size: **One Size**  
 Serial number: **GLM1906-00002**  
 Impact pad type: <sup>(1)</sup> **Koroyd**  
 Clip-in weight [kg]: **120**

Date of test: **05.09.2019**

### Atmosphere AGL:

[C°]	<b>25.2</b>
RH [%]	<b>45</b>
[hPa]	<b>972.5</b>

### Summary of Structural test

Test id	- EN 1651	Setup	Req. Load [g]	Req. Load [N]	Min. duration [s]	Result
02	✓ 5.3.2.1	Default flying position	6	7200	10	POSITIVE
03	✓ 5.3.2.2	Default flying position	15	18000	5	POSITIVE
13	✓ 5.3.2.7	Flying position before landing	15	18000	5	POSITIVE
09	✓ 5.3.2.4	Rescue attachments	15	18000	5	POSITIVE
04	✓ 5.3.2.3	Asymmetric, one riser	6	7200	10	POSITIVE
14	5.3.2.5	Towing	5	6000	10	n/a
07	✓ 5.3.2.6	Asymmetric, negative	4.5	5400	10	POSITIVE

### Rescue deployment test

Test id	- NfL II 91/09	Setup	Min load [N]	Max. load [N]	Measured [N]	Result
RRDT	✓ 6.1.5	Default flying position	20	70	29.74	POSITIVE

### Rescue Deployment Handle strength test

Test id	- EN 12491	Setup	Req. Load [N]	Min. duration [s]	Breaking strength [N]	Result
RRST	✓ 5.3.2	Two end points of handle	700	10	2085.76	POSITIVE

Manufacture	Instrument	Type no	S/N	Validity Calibration
HBM	Load Sensor GE01	1-S9M/50KN-1	31314643	04.09.2023
Burster	Sensor Burster	8431-10000	1185483	04.09.2023
JDC elec	Geos n°11 Skywatch	Geos n°11	22	08.05.2020

The validation of this test report is given by the signature of the test manager on the Inspection Certificate no 94.20

<sup>(1)</sup> If Impact pad available, see test report no. 94.22 and inspection certificate no. 94.20

Calculated value in tests reports include the value minus the uncertainty (on safe side) / The uncertainty stated is the expanded uncertainty obtained by multiplying the standard uncertainty by the coverage factor k = 2. The value of the measurand lies within the assigned range of values with a probability of 95%.

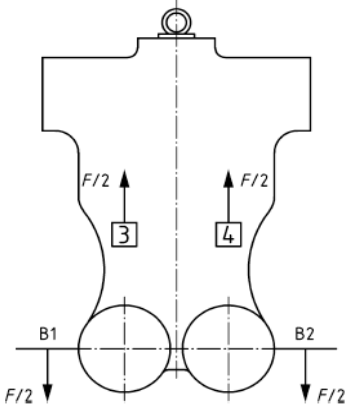
This declaration must not be reproduced in part without the written permission of AIR TURQUOISE SA.

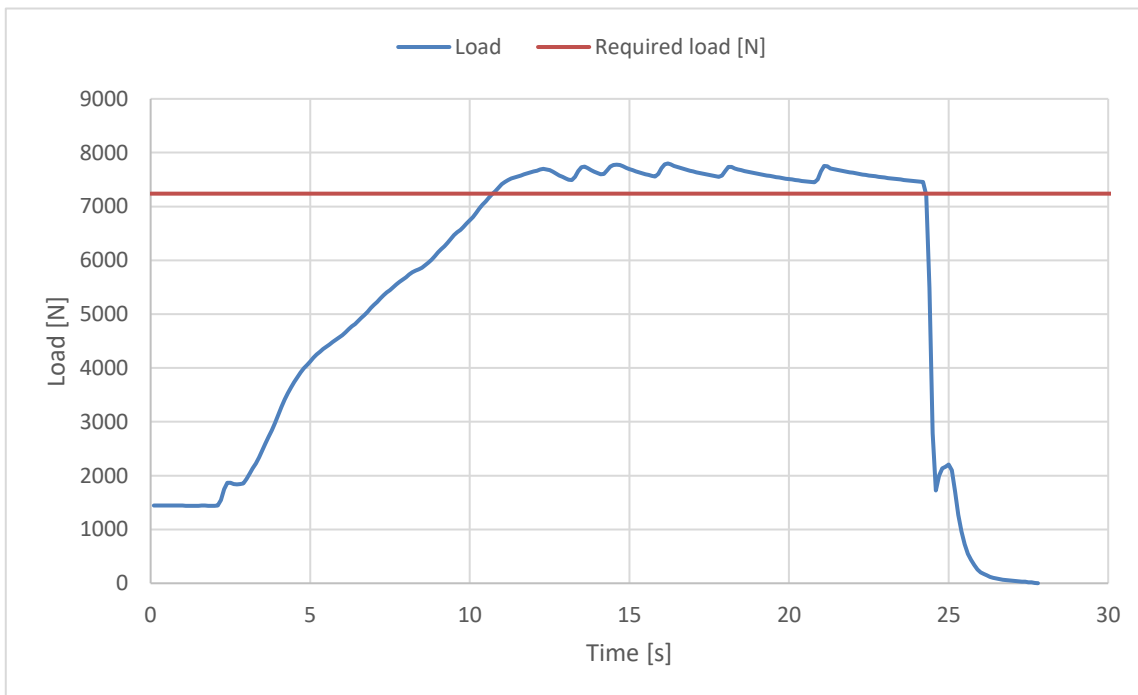
Inspection certificate number: **PH\_277.2019**

model: **Genie Lite 3**

**Harness Structural test**

**Test ID 02**

Standard	<b>EN 1651:1999</b>	
Reference in standard	<b>5.3.2.1</b>	
Test setup	<b>Default flying position</b>	
Attachment points	<b>Both main riser attachment (3,4)</b>	
Anchor points	<b>Dummy (B1, B2)</b>	
Required load [g]	<b>6</b>	
Required load [N]	<b>7200</b>	
Minimum test duration [s]	<b>10</b>	
<b>Result</b>		
Test duration [s]	<b>13.5</b>	
Any signs of structural failure	<b>No</b>	
Test results	<b>POSITIVE</b>	



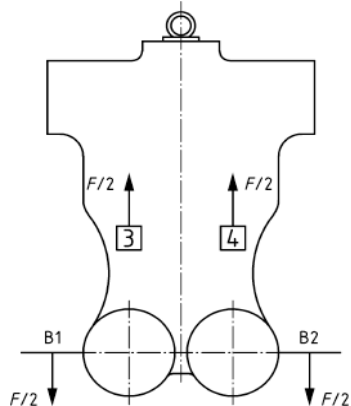
The validation of this test report is given by the signature of the test manager on the Inspection Certificate no 94.20

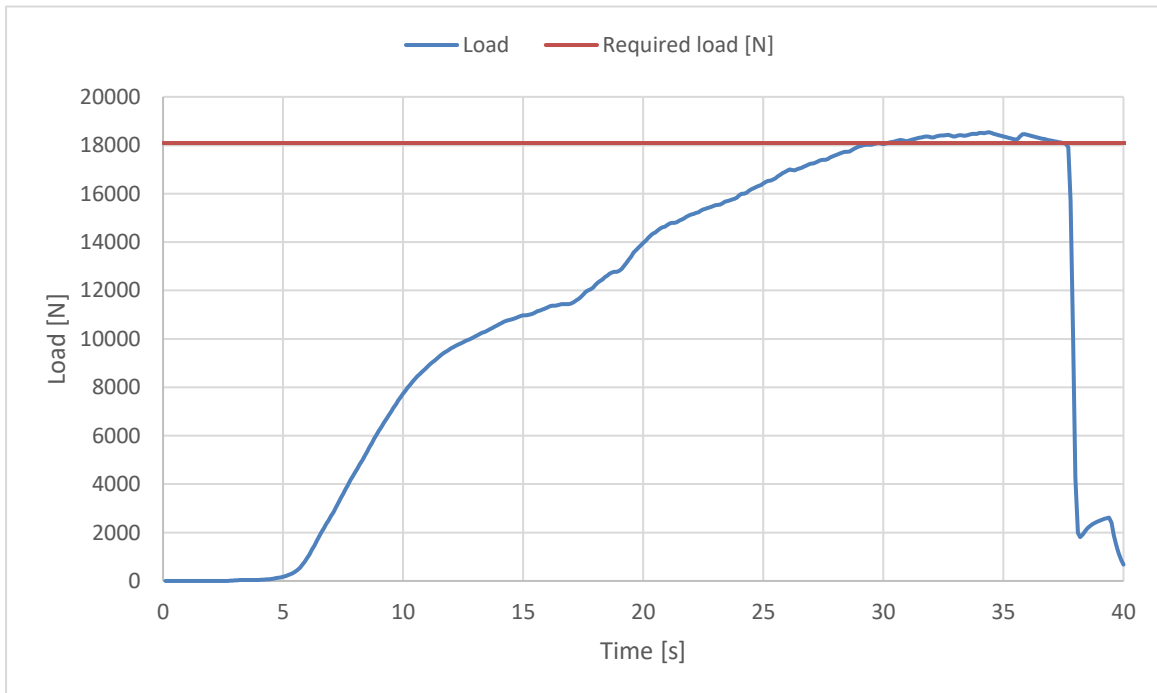
Inspection certificate number: **PH\_277.2019**

model: **Genie Lite 3**

**Harness Structural test**

**Test ID 03**

Standard	<b>EN 1651:1999</b>	
Reference in standard	<b>5.3.2.2</b>	
Test setup	<b>Default flying position</b>	
Attachment points	<b>Both main riser attachment (3,4)</b>	
Anchor points	<b>Dummy (B1, B2)</b>	
Required load [g]	<b>15</b>	
Required load [N]	<b>18000</b>	
Minimum test duration [s]	<b>5</b>	
<b>Result</b>		
Test duration [s]	<b>7.3</b>	
Any signs of structural failure	<b>No</b>	
Test results	<b>POSITIVE</b>	



The validation of this test report is given by the signature of the test manager on the Inspection Certificate no 94.20

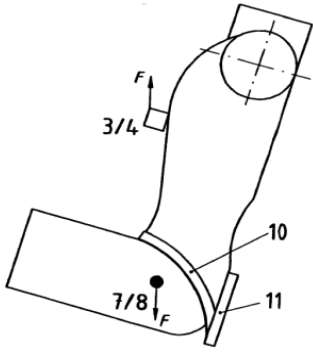
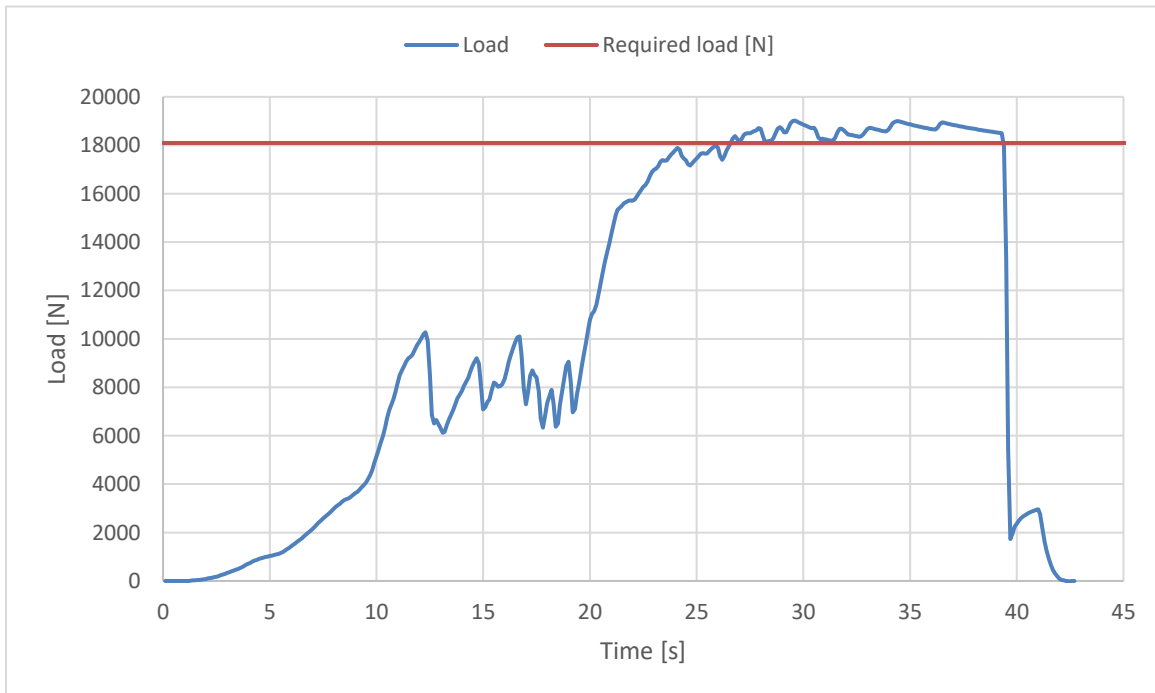
Inspection certificate number: **PH\_277.2019**

model: **Genie Lite 3**

**Harness Structural test**

**Test ID 13**

Standard	<b>EN 1651:1999</b>
Reference in standard	<b>5.3.2.7</b>
Test setup	<b>Flying position before landing</b>
Attachment points	<b>Both main riser attachment (3,4)</b>
Anchor points	<b>Dummy (7,8)</b>
Required load [g]	<b>15</b>
Required load [N]	<b>18000</b>
Minimum test duration [s]	<b>5</b>
<b>Result</b>	
Test duration [s]	<b>12.8</b>
Any signs of structural failure	<b>No</b>
Test results	<b>POSITIVE</b>

The validation of this test report is given by the signature of the test manager on the Inspection Certificate no 94.20

Inspection certificate number: **PH\_277.2019**

model: **Genie Lite 3**

**Harness Structural test**

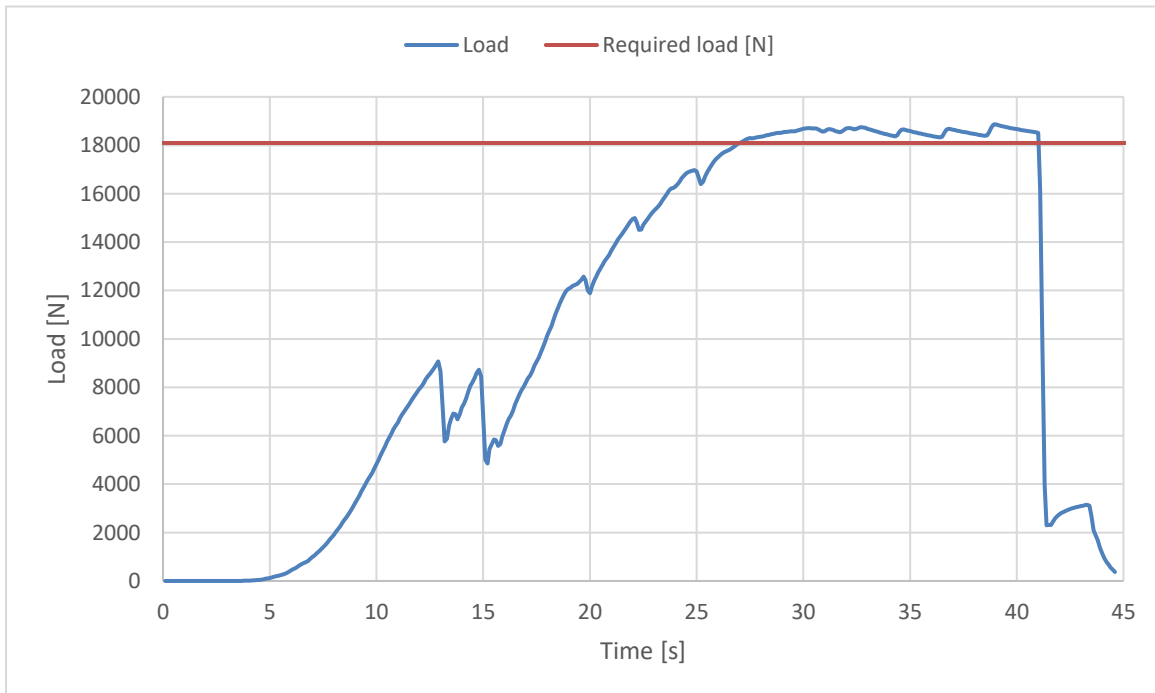
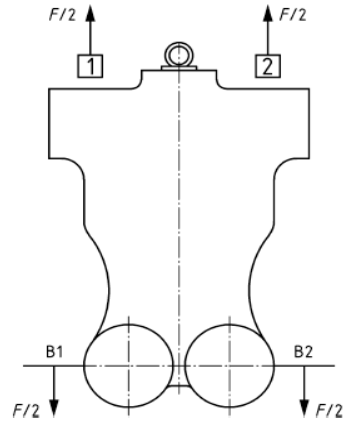
**Test ID 09**

Standard **EN 1651:1999**  
 Reference in standard **5.3.2.4**  
 Test setup **Rescue attachments**  
 Attachment points **Rescue riser attachment (1,2)**  
 Anchor points **Dummy (B1,B2)**

Required load [g] **15**  
 Required load [N] **18000**  
 Minimum test duration [s] **5**

**Result**

Test duration [s] **14**  
 Any signs of structural failure **No**  
 Test results **POSITIVE**



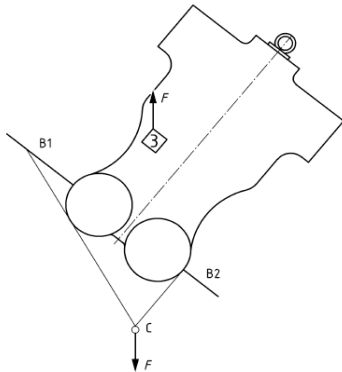
The validation of this test report is given by the signature of the test manager on the Inspection Certificate no 94.20

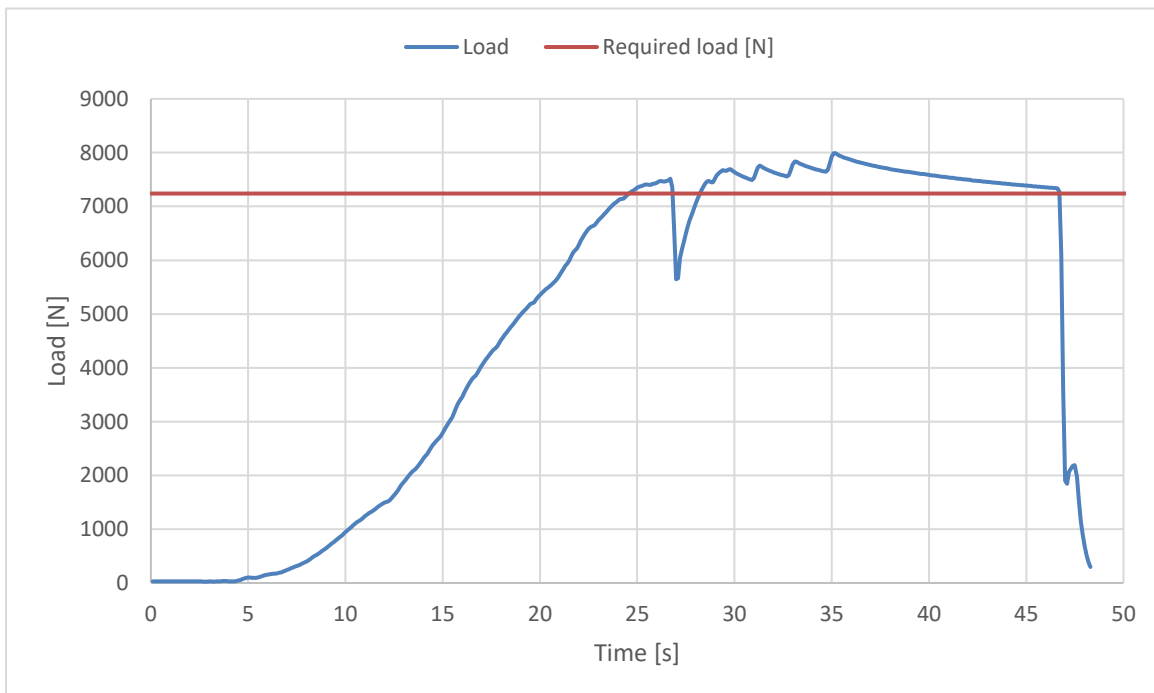
Inspection certificate number: **PH\_277.2019**

model: **Genie Lite 3**

**Harness Structural test**

**Test ID 04**

Standard	<b>EN 1651:1999</b>	
Reference in standard	<b>5.3.2.3</b>	
Test setup	<b>Asymmetric, one riser</b>	
Attachment points	<b>One main riser attachment (3)</b>	
Anchor points	<b>Dummy (B1,B2)</b>	
Required load [g]	<b>6</b>	
Required load [N]	<b>7200</b>	
Minimum test duration [s]	<b>10</b>	
<b>Result</b>		
Test duration [s]	<b>18.5</b>	
Any signs of structural failure	<b>No</b>	
Test results	<b>POSITIVE</b>	



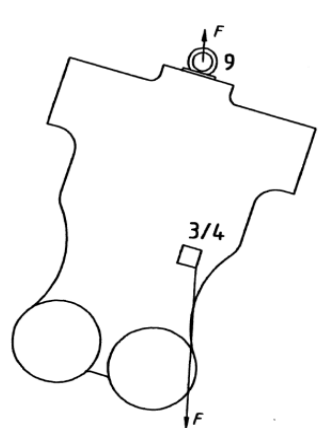
The validation of this test report is given by the signature of the test manager on the Inspection Certificate no 94.20

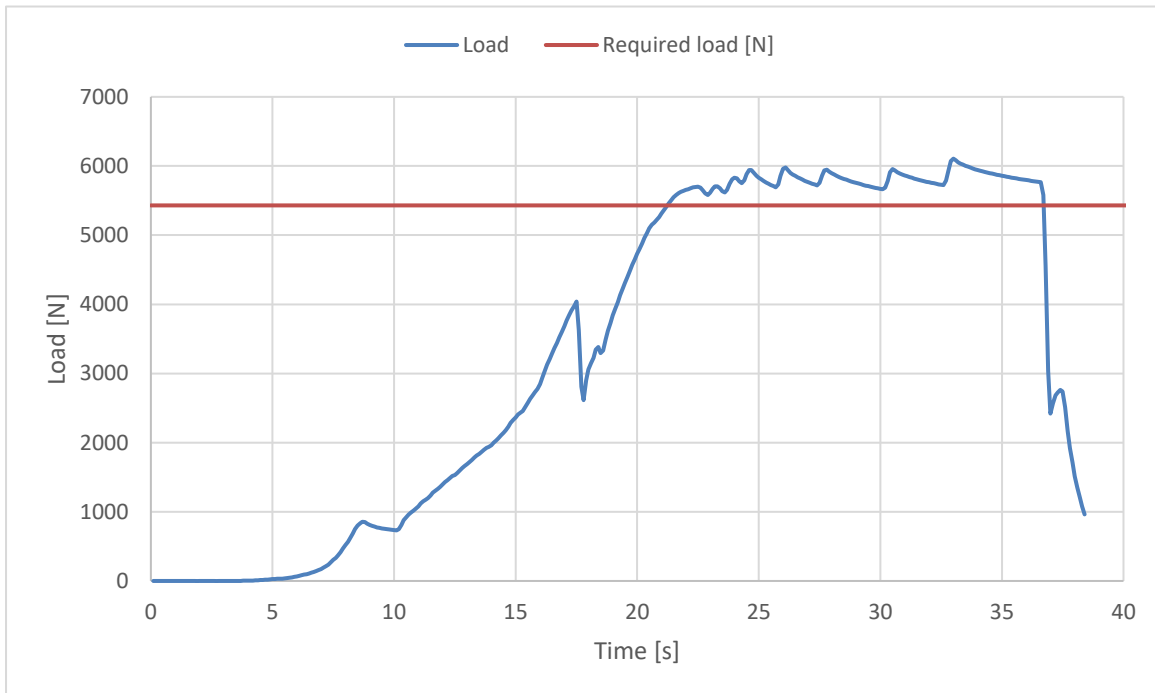
Inspection certificate number: **PH\_277.2019**

model: **Genie Lite 3**

**Harness Structural test**

**Test ID 07**

Standard	<b>EN 1651:1999</b>	
Reference in standard	<b>5.3.2.6</b>	
Test setup	<b>Asymmetric, negative</b>	
Attachment points	<b>One main riser attachment (3 or 4) downwards</b>	
Anchor points	<b>Dummy (9)</b>	
Required load [g]	<b>4.5</b>	
Required load [N]	<b>5400</b>	
Minimum test duration [s]	<b>10</b>	
<b>Result</b>		
Test duration [s]	<b>15.5</b>	
Any signs of structural failure	<b>No</b>	
Test results	<b>POSITIVE</b>	



The validation of this test report is given by the signature of the test manager on the Inspection Certificate no 94.20

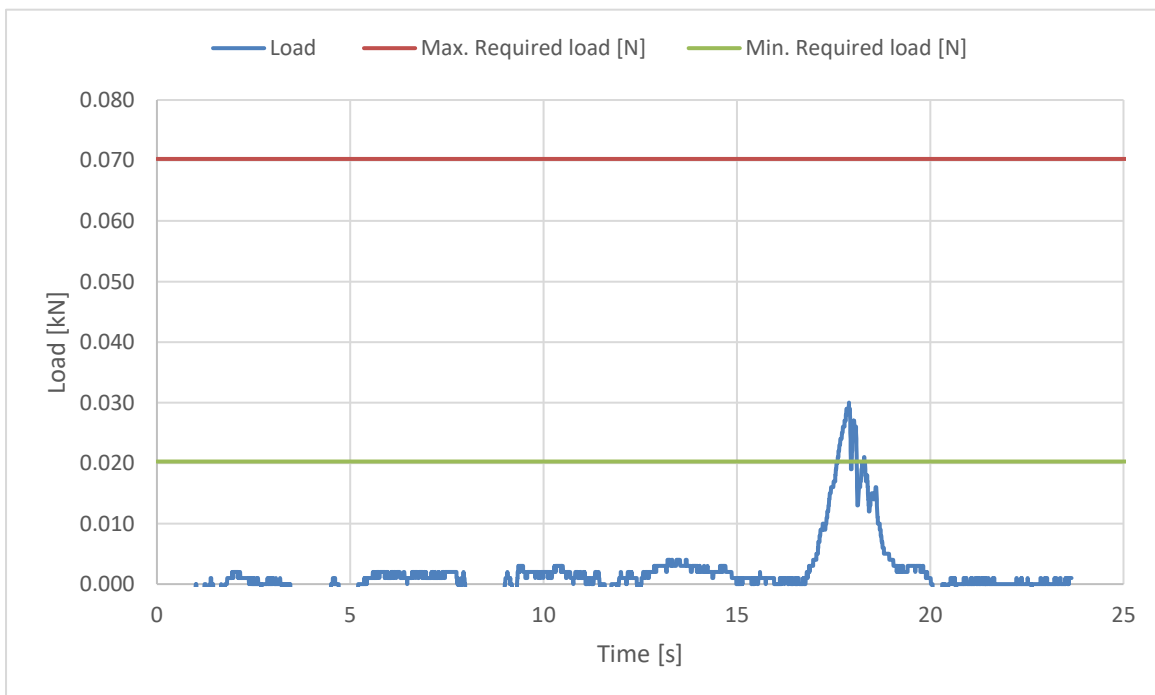
Inspection certificate number: **PH\_277.2019**

model: **Genie Lite 3**

**Rescue Deployment Test**

**Test ID RRDT**

Standard	<b>LTF NfL II 91/09</b>
Reference in standard	<b>6.1.5</b>
Test setup	<b>Default flying position</b>
Attachment points	<b>Sensor connect to handle, and pull in opening direction</b>
	The test is to simulate the load required to open the emergency parachute(1st action).
Min. Required load [N]	<b>20</b>
Max. Required load [N]	<b>70</b>
<b>Result</b>	
Load for first action [N]	<b>29.74</b>
Test results	<b>POSITIVE</b>



The validation of this test report is given by the signature of the test manager on the Inspection Certificate no 94.20



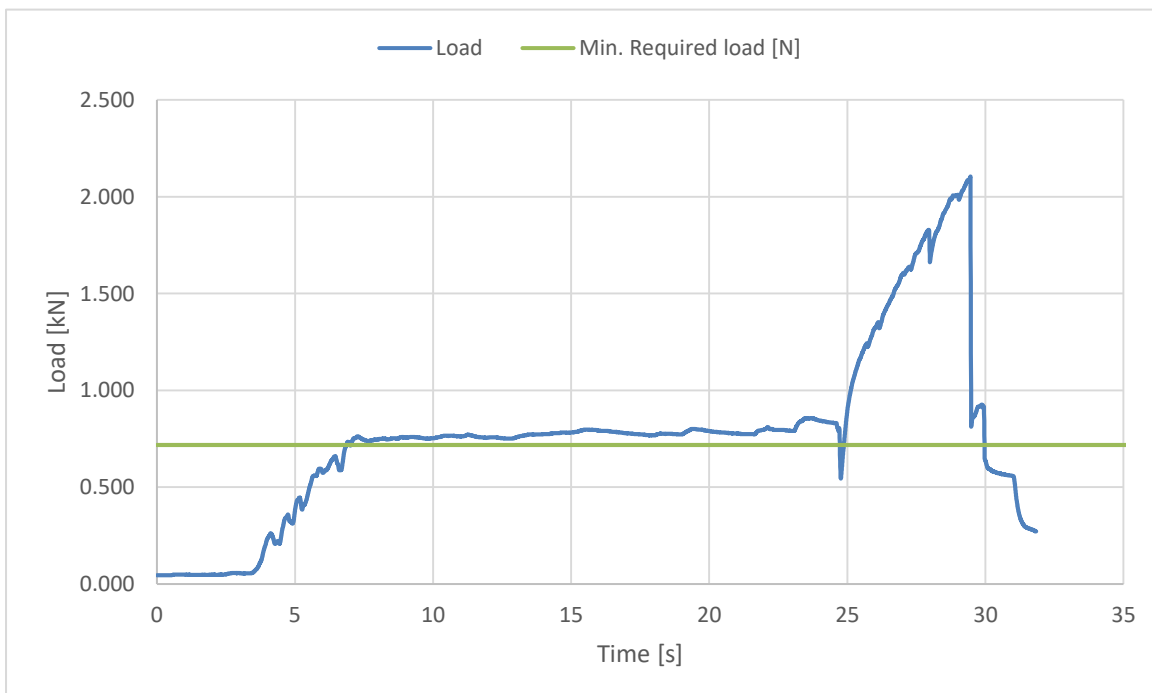
Inspection certificate number: **PH\_277.2019**

model: **Genie Lite 3**

**Rescue Deployment Handle strength test**

**Test ID RRST**

Standard	<b>EN12491:2015</b>
Reference in standard	<b>5.3.2</b>
Test setup	<b>Two end points of handle</b>
Attachment points	<b>Sensor connect to end of handle, pull on the other side</b> The handle must support min 700 N for 10 s, after measure breaking strength
Min. Required load [N]	<b>700</b>
Minimum test duration [s]	<b>10</b>
<b>Result</b>	
Test duration [s]:	<b>17.5</b>
Breaking strength [N]	<b>2085.76</b>
Test results	<b>POSITIVE</b>



The validation of this test report is given by the signature of the test manager on the Inspection Certificate no 94.20