

Harness Structural test Report - EN

Inspection certificate number: **PH_496.2026**

Manufacturer data:

Manufacturer name: **Fluid Wings Glide, LLC**
 Representative: **Kevin Hintze**
 Street: **1636 Old Daytona Street**
 Post code place: **Deland, FL 32724**
 Country: **USA**

Sample data:

Name: **Sitta**
 Type: **ABS**
 Size: **L**
 Serial number: **2859-23-6495**
 Impact pad type: ⁽¹⁾ **n/a**
 Clip-in weight [kg]: **120**

 Date of test: **15.11.2023**

Atmosphere AGL:

[C°]	20
RH [%]	51
[hPa]	1011

Summary of Structural test

Test id	- EN 1651	Setup	Req. Load [g]	Req. Load [N]	Min. duration [s]	Result
01 ⁽³⁾	V 5.5.1.1	Positive symmetric load (Slippage)	4.5	5400	5	POSITIVE
03 ⁽³⁾	V 5.5.1.1b	Positive symmetric load	15	18000	5	POSITIVE
05	V 5.5.1.2	Positive asymmetric load	6	7200	5	POSITIVE
06	V 5.5.1.6	Negative symmetric load	6	7200	5	POSITIVE
08 ⁽⁵⁾	5.5.1.9	Anti falling-out system	4.5	5400	5	n/a
09 ⁽³⁾⁽⁴⁾	5.5.1.3	Positive symmetric load rescue points	15	18000	5	n/a
10 ⁽³⁾⁽⁴⁾	5.5.1.4	Negative symmetric load rescue points	15	18000	5	n/a
11	5.5.1.8	Connecting element for rescue	n/a	24000	0.3	n/a
12 ⁽³⁾	V 5.5.1.7	Upright (landing) position load	6	7200	5	POSITIVE
14	5.5.1.5	Negative symmetric load towing points	5	6000	5	n/a

Rescue deployment test

Test id	- EN 1651	Setup	Min. load [N]	Max. load [N]	Measured [N]	Result
RDT	5.5.1.11	Default flying position	20	70	0.00	n/a

Rescue Deployment Handle strength test

Test id	- EN 12491	Setup	Req. Load [N]	Min. duration [s]	Break. strength [N]	Result
RST	5.3.2	Two end points of handle	700	10	0.00	n/a

Manufacturer	Instrument	Type no	S/N	Validity
HBM	Load Sensor GE01	1-S9M/50KN-1	31314643	24.03.2030
Burster / MTS	Load sensor 10kN SL2	8431-6010-N000S000	593507	26.06.2030
JDC elec	Geos n°11 Skywatch	Geos n°11	Unit11	24.07.2030

Air Turquoise SA, has thoroughly tested the sample mentioned above and certifies its conformity with the following standards:

EN1651:2018+A1:2020 and EN12491:2015+A1:2021

The validation of this test report is given by the signature of the test manager on the Inspection Certificate no 94.20b

⁽¹⁾ If Impact pad available, see test report no. 94.22 and inspection certificate no. 94.20b. ⁽³⁾ Slipping test of any adjustable components: No slippage of any adjustable element more than 10 mm at 4500N for 5 s. The marks should be added with a pre-load of 1000N. ⁽⁴⁾ For harness with integrated Y bridle, test in the end loop ⁽⁵⁾ Attach to anti-falling out system without connecting the crotch straps (breast straps)

Calculated value in tests reports include the value minus the uncertainty (on safe side) / The uncertainty stated is the expanded uncertainty obtained by multiplying the standard uncertainty by the coverage factor k = 2. The value of the measurand lies within the assigned range of values with a probability of 95%

This declaration must not be reproduced in part without the written permission of AIR TURQUOISE SA

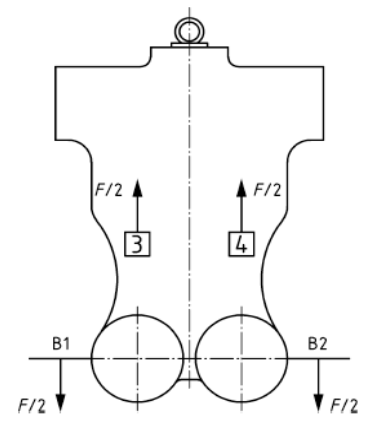
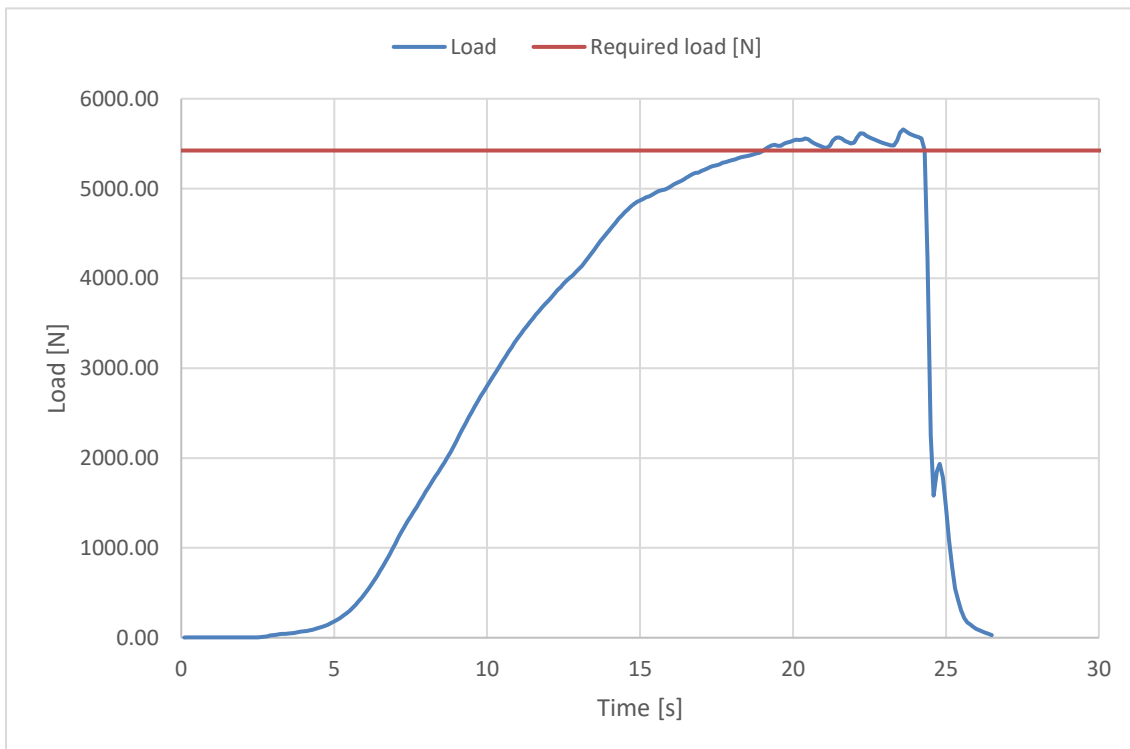
Inspection certificate number: **PH_496.2026**

model: **Sitta**

Harness Structural test

Test ID 01

Standard	EN 1651
Reference in standard	5.5.1.1
Test setup	Positive symmetric load (Slippage)
Attachment points	Both main riser attachment (3,4)
Anchor points	Dummy (B1, B2)
Required load [g]	4.5
Required load [N]	5400
Minimum test duration [s]	5
Result	
Test duration [s]	5.3
Any signs of structural failure	No 20
Slippery test OK	Yes 51
Test results	POSITIVE 1011

The validation of this test report is given by the signature of the test manager on the Inspection Certificate no 94.20b

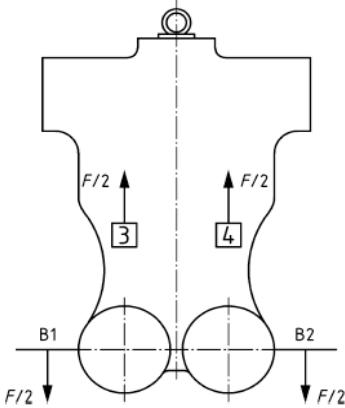
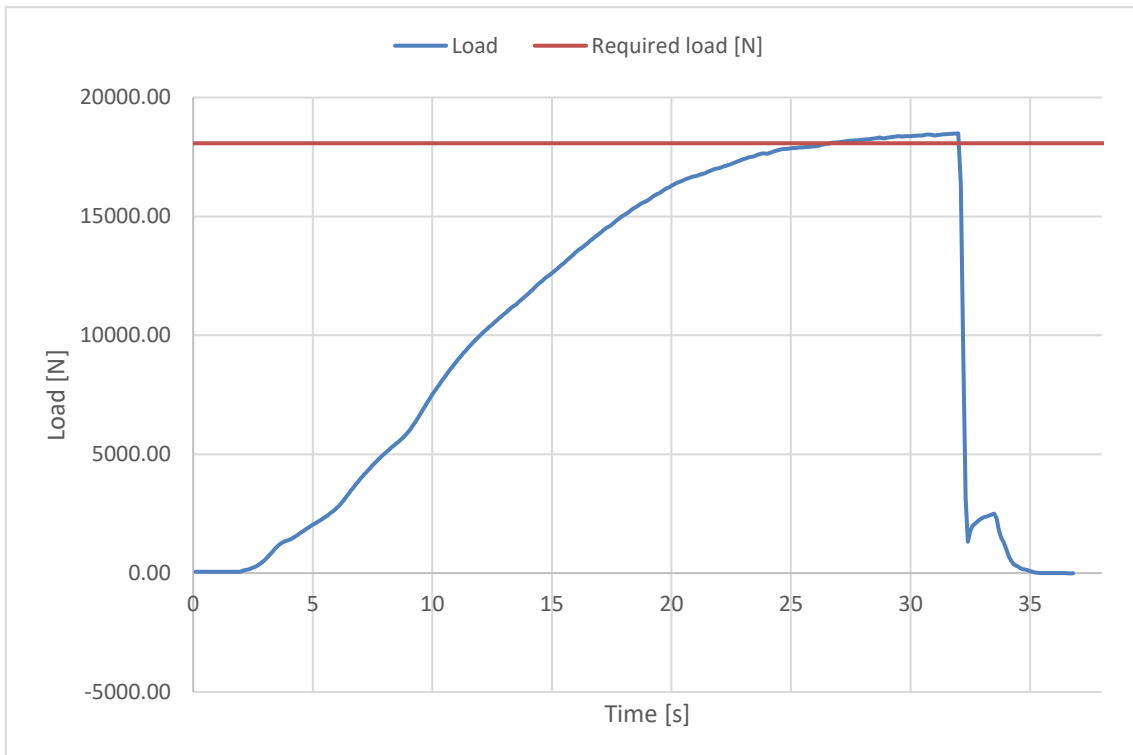
Inspection certificate number: **PH_496.2026**

model: **Sitta**

Harness Structural test

Test ID 03

Standard	EN 1651	
Reference in standard	5.5.1.1b	
Test setup	Positive symmetric load	
Attachment points	Both main riser attachment (3,4)	
Anchor points	Dummy (B1, B2)	
Required load [g]	15	
Required load [N]	18000	
Minimum test duration [s]	5	
Result		
Test duration [s]	5.4	
Any signs of structural failure	No	20
Slippery test OK	Yes	51
Test results	POSITIVE	1011

The validation of this test report is given by the signature of the test manager on the Inspection Certificate no 94.20b

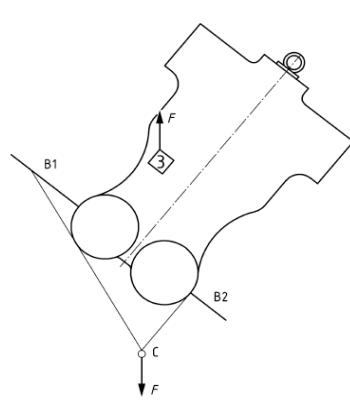
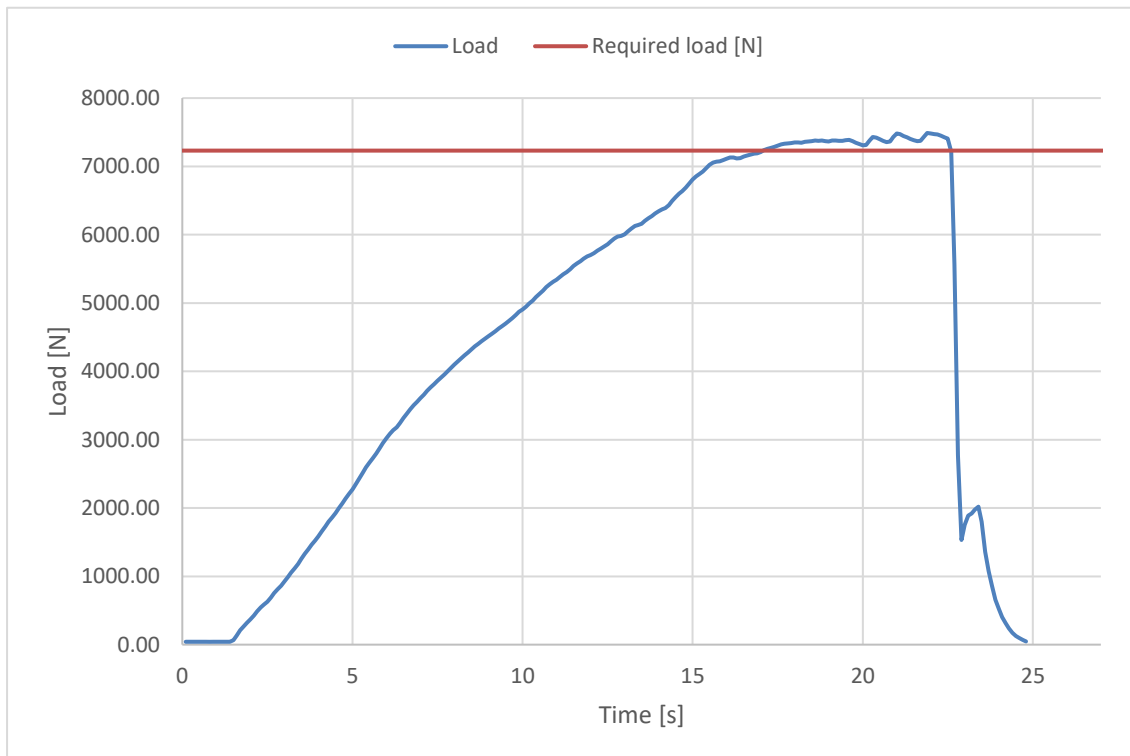
Inspection certificate number: **PH_496.2026**

model: **Sitta**

Harness Structural test

Test ID 05

Standard	EN 1651
Reference in standard	5.5.1.2
Test setup	Positive asymmetric load
Attachment points	One riser attachment (3 or 4)
Anchor points	Dummy (C)
Required load [g]	6
Required load [N]	7200
Minimum test duration [s]	5
Result	
Test duration [s]	5.5
Any signs of structural failure	No 20
Test results	POSITIVE 51
	1011

The validation of this test report is given by the signature of the test manager on the Inspection Certificate no 94.20b

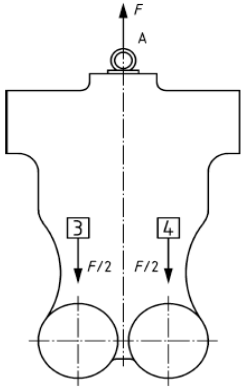
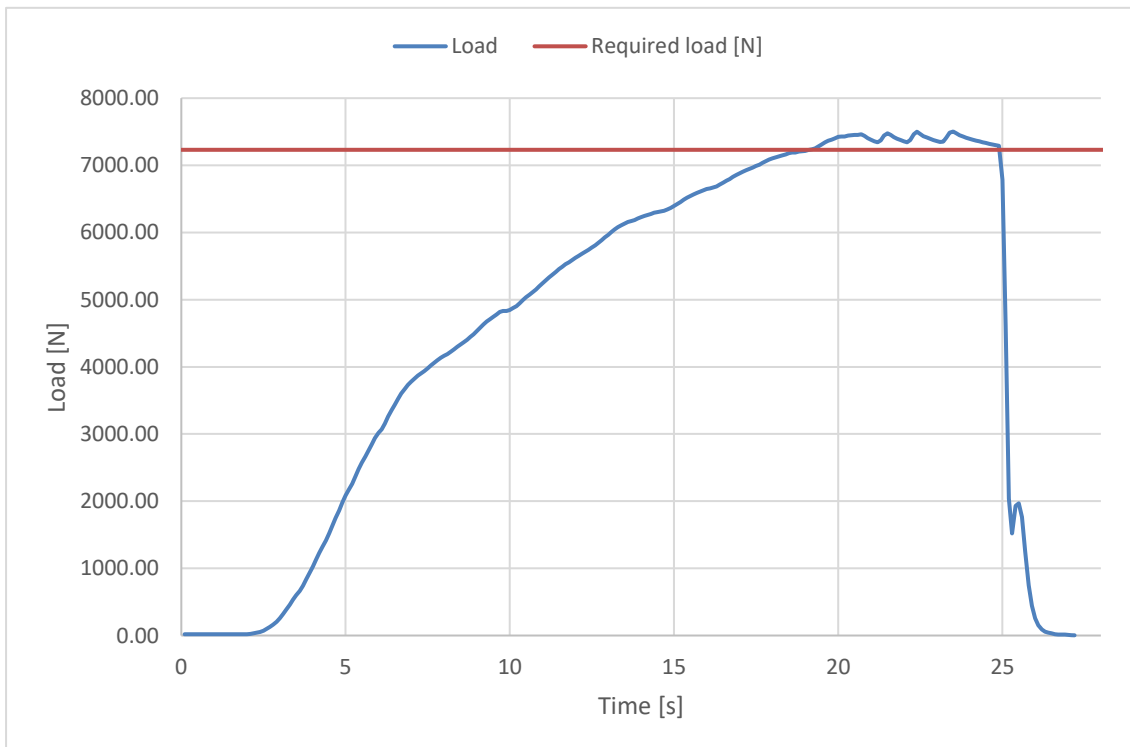
Inspection certificate number: **PH_496.2026**

model: **Sitta**

Harness Structural test

Test ID 06

Standard	EN 1651	
Reference in standard	5.5.1.6	
Test setup	Negative symmetric load	
Attachment points	Both main riser attachment (3,4)	
Anchor points	Dummy (A)	
Required load [g]	6	
Required load [N]	7200	
Minimum test duration [s]	5	
Result		
Test duration [s]	5.8	
Any signs of structural failure	No	20
Test results	POSITIVE	51
		1011

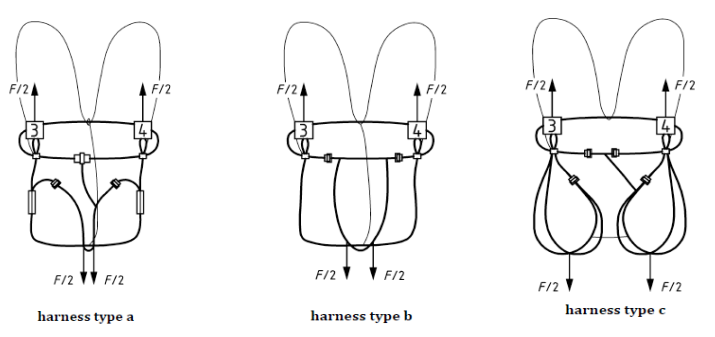
The validation of this test report is given by the signature of the test manager on the Inspection Certificate no 94.20b

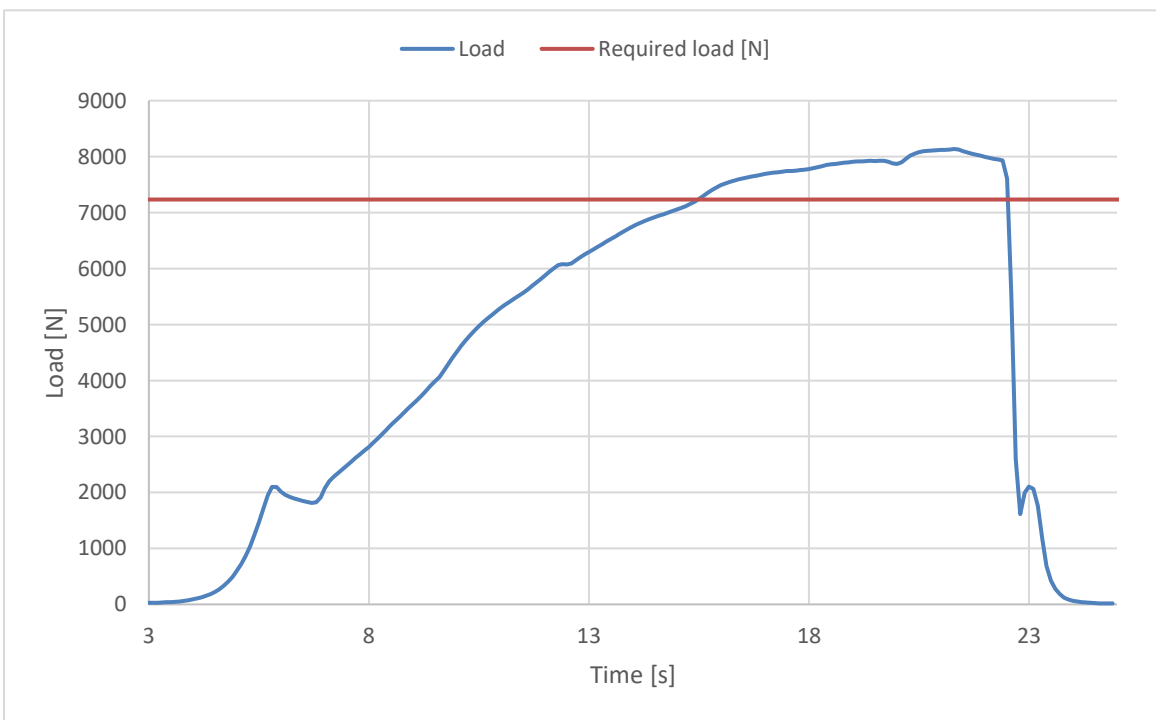
Inspection certificate number: **PH_496.2026**

model: **Sitta**

Harness Structural test

Test ID 12

Standard	EN 1651	
Reference in standard	5.5.1.7	
Test setup	Upright (landing) position load	
Attachment points	Both main riser attachment (3, 4)	
Anchor points	Both legstrap of harness (no dummy)	
Required load [g]	6	
Required load [N]	7200	
Minimum test duration [s]	5	
Harness type	type a	
Result		
Test duration [s]	7.1	20
Any signs of structural failure	No	51
Slippery test OK	Yes	1011
Test results	POSITIVE	
		



The validation of this test report is given by the signature of the test manager on the Inspection Certificate no 94.20b