

Harness Structural test Report

Inspection certificate number: **PH_226.2018**
Manufacturer data:

Manufacturer name: **Dudek Paragliders SJ**
 Representative: **Wojciech Domanski**
 Street: **Ul. Centralna 2U**
 Post code place: **86-031 Osielsko**
 Country: **Poland**

Sample data:

Name: **Jazz 2018**
 Type: **ABS**
 Size: **M**
 Serial number: **H-05984**
 Impact pad type: ⁽¹⁾ **Foam**
 Clip-in weight [kg]: **100**

Date of test: **01.03.2018**
Atmosphere AGL:

[C°]	21.7
RH [%]	26
[hPa]	1000.2

Summary of Structural test

Test id	- EN 1651	Setup	Req. Load [g]	Req. Load [N]	Min. duration [s]	Result
R0	✓ 5.3.2.1	Default flying position	6	6000	10	POSITIVE
R2	✓ 5.3.2.2	Default flying position	15	15000	5	POSITIVE
R4	✓ 5.3.2.7	Flying position before landing	15	15000	5	POSITIVE
R6	5.3.2.4	Rescue attachments	15	15000	5	n/a
R8	✓ 5.3.2.3	Asymmetric, one riser	6	6000	10	POSITIVE
R9	5.3.2.5	Towing	5	5000	10	n/a
R10	✓ 5.3.2.6	Asymmetric, negative	4.5	4500	10	POSITIVE

Rescue deployment test

Test id	- NfL II 91/09	Setup	Min load [N]	Max. load [N]	Measured [N]	Result
RRDT	✓ 6.1.5	Default flying position	20	70	31.81	POSITIVE

Rescue Deployment Handle strength test

Test id	- EN 12491	Setup	Req. Load [N]	Min. duration [s]	Breaking strength [N]	Result
RRST	✓ 5.3.2	Two end points of handle	700	10	1927.35	POSITIVE

Manufacture	Instrument	Type no	S/N	Validity Calibration
HBM	Load Sensor GE01	1-S9M/50KN-1	31314643	14.10.2019
Burster	Sensor Burster	8431-10000	1185483	01.06.2020
JDC elec	Geos n°11 Skywatch	Geos n°11	22	08.05.2019

The validation of this test report is given by the signature of the test manager on the Inspection Certificate no 94.20

⁽¹⁾ If Impact pad available, see test report no. 94.22 and inspection certificate no. 94.20

Calculated value in tests reports include the value minus the uncertainty (on safe side) / The uncertainty stated is the expanded uncertainty obtained by multiplying the standard uncertainty by the coverage factor k = 2. The value of the measurand lies within the assigned range of values with a probability of 95%.

This declaration must not be reproduced in part without the written permission of AIR TURQUOISE SA.

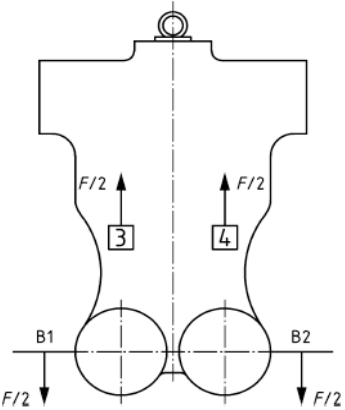
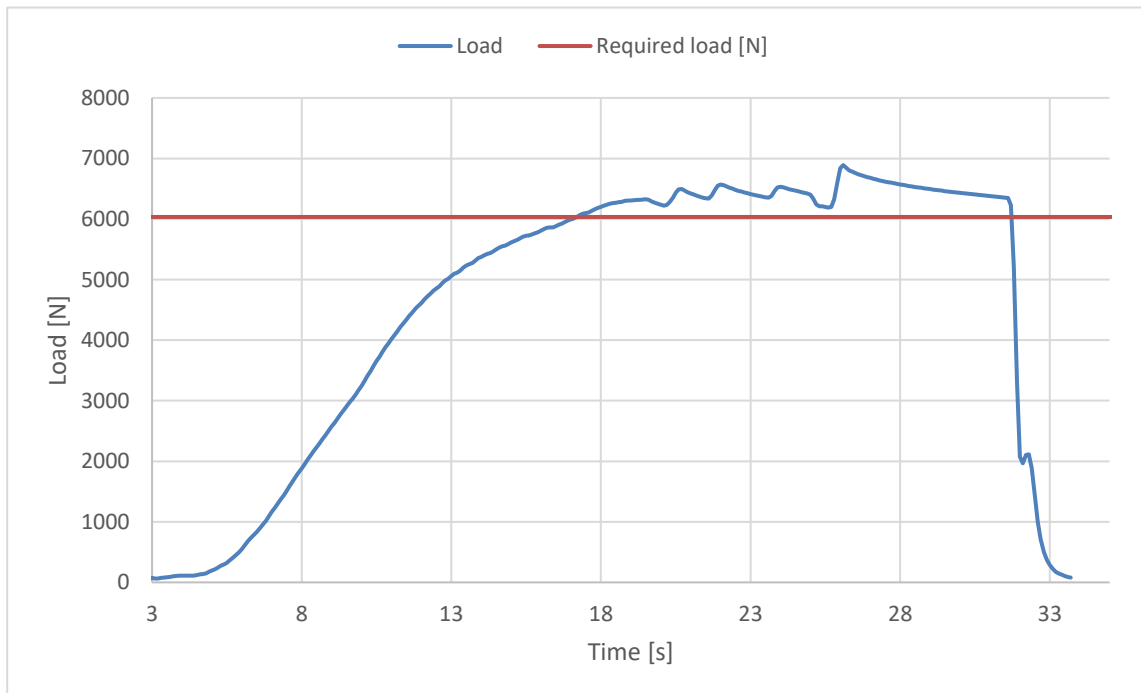
Inspection certificate number: **PH_226.2018**

model: **Jazz 2018 M**

Harness Structural test

Test ID R0

Standard	EN 1651:1999
Reference in standard	5.3.2.1
Test setup	Default flying position
Attachment points	Both main riser attachment (3,4)
Anchor points	Dummy (B1, B2)
Required load [g]	6
Required load [N]	6000
Minimum test duration [s]	10
Result	
Test duration [s]	14.6
Any signs of structural failure	No
Test results	POSITIVE

The validation of this test report is given by the signature of the test manager on the Inspection Certificate no 94.20

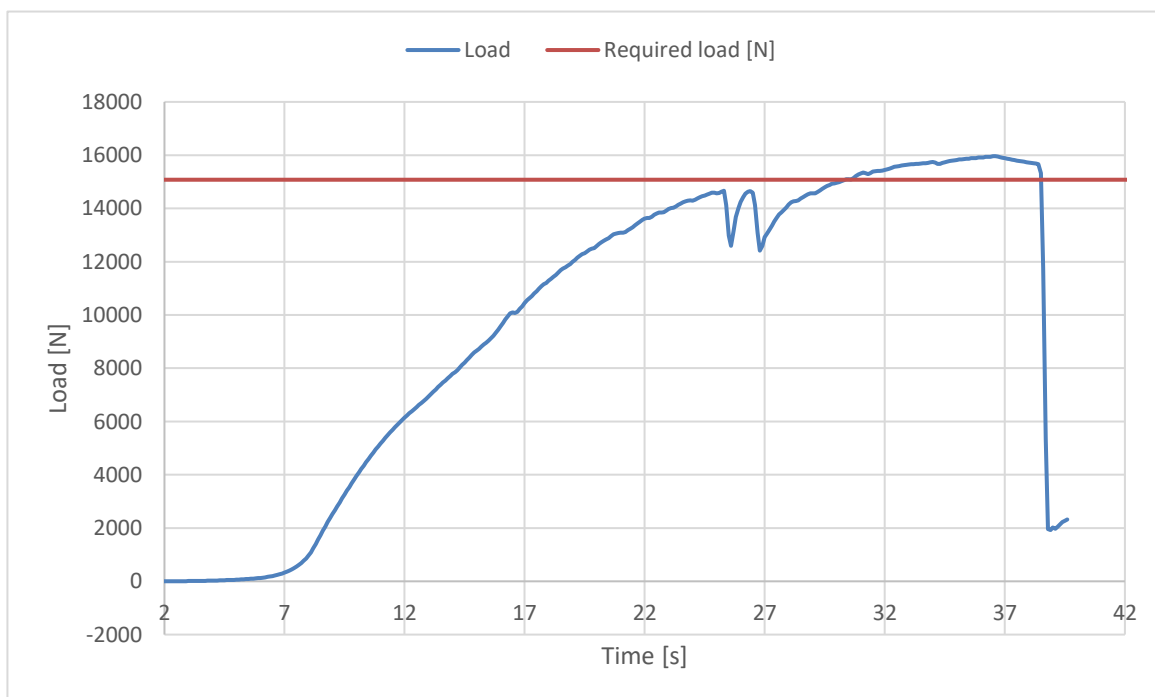
Inspection certificate number: **PH_226.2018**

model: **Jazz 2018 M**

Harness Structural test

Test ID R2

Standard	EN 1651:1999
Reference in standard	5.3.2.2
Test setup	Default flying position
Attachment points	Both main riser attachment (3,4)
Anchor points	Dummy (B1, B2)
Required load [g]	15
Required load [N]	15000
Minimum test duration [s]	5
Result	
Test duration [s]	8.2
Any signs of structural failure	No
Test results	POSITIVE



The validation of this test report is given by the signature of the test manager on the Inspection Certificate no 94.20

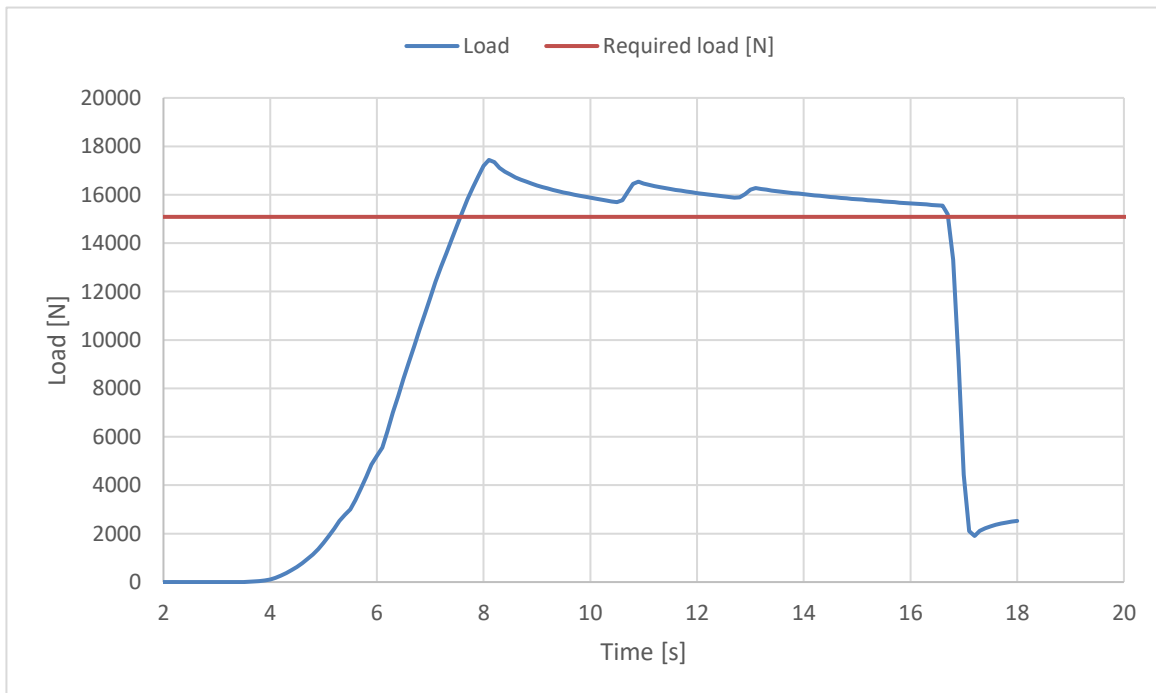
Inspection certificate number: **PH_226.2018**

model: **Jazz 2018 M**

Harness Structural test

Test ID R4

Standard	EN 1651:1999
Reference in standard	5.3.2.7
Test setup	Flying position before landing
Attachment points	Both main riser attachment (3,4)
Anchor points	Dummy (7,8)
Required load [g]	15
Required load [N]	15000
Minimum test duration [s]	5
Result	
Test duration [s]	9.2
Any signs of structural failure	No
Test results	POSITIVE



The validation of this test report is given by the signature of the test manager on the Inspection Certificate no 94.20

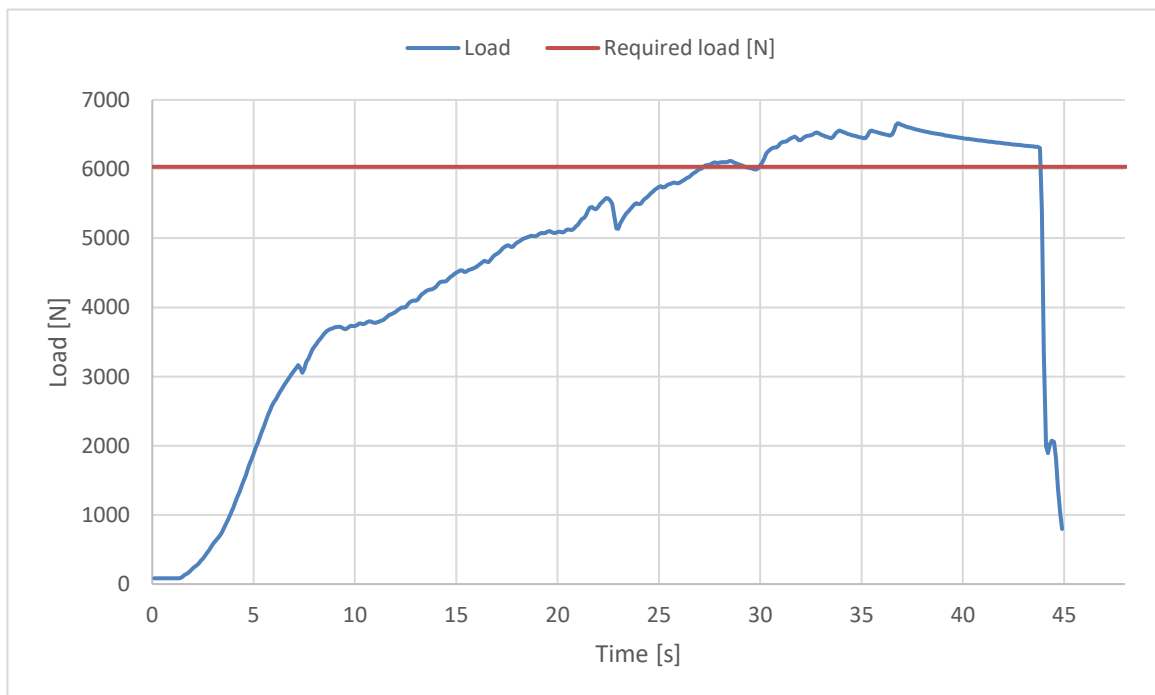
Inspection certificate number: **PH_226.2018**

model: **Jazz 2018 M**

Harness Structural test

Test ID R8

Standard	EN 1651:1999	
Reference in standard	5.3.2.3	
Test setup	Asymmetric, one riser	
Attachment points	One main riser attachment (3)	
Anchor points	Dummy (B1,B2)	
Required load [g]	6	
Required load [N]	6000	
Minimum test duration [s]	10	
Result		
Test duration [s]	13.9	
Any signs of structural failure	No	
Test results	POSITIVE	



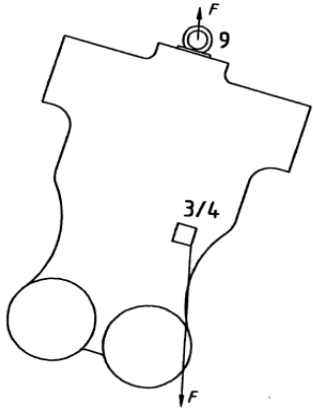
The validation of this test report is given by the signature of the test manager on the Inspection Certificate no 94.20

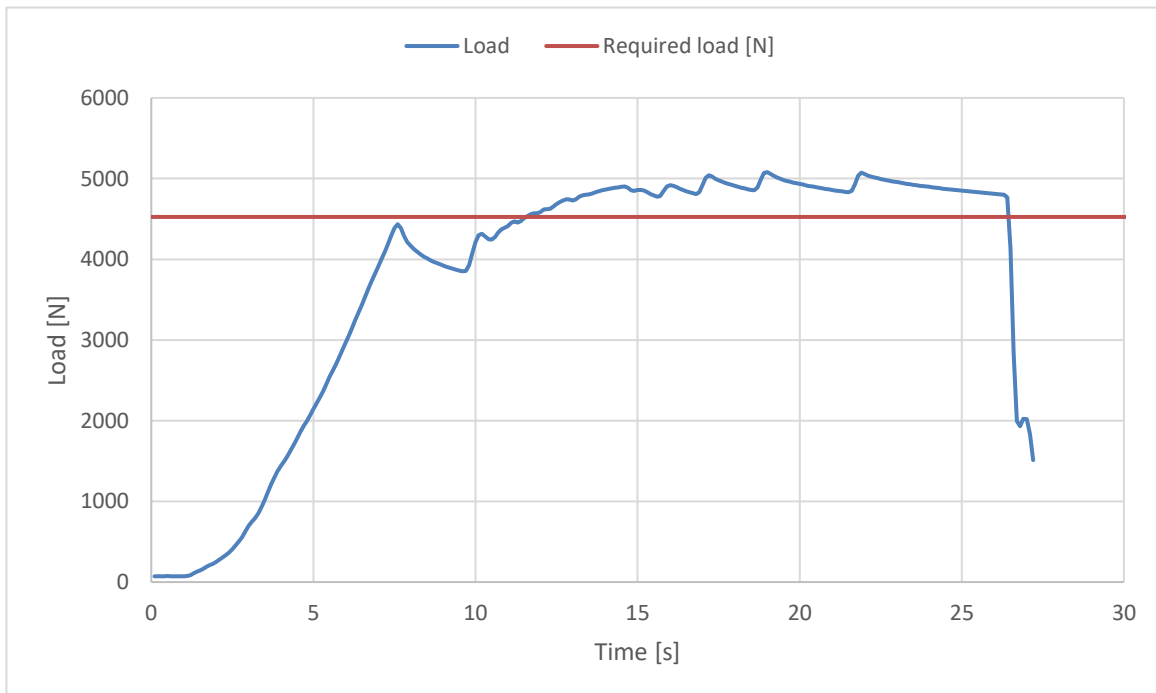
Inspection certificate number: **PH_226.2018**

model: **Jazz 2018 M**

Harness Structural test

Test ID R10

Standard	EN 1651:1999	
Reference in standard	5.3.2.6	
Test setup	Asymmetric, negative	
Attachment points	One main riser attachment (3 or 4) downwards	
Anchor points	Dummy (9)	
Required load [g]	4.5	
Required load [N]	4500	
Minimum test duration [s]	10	
Result		
Test duration [s]	14.9	
Any signs of structural failure	No	
Test results	POSITIVE	



The validation of this test report is given by the signature of the test manager on the Inspection Certificate no 94.20

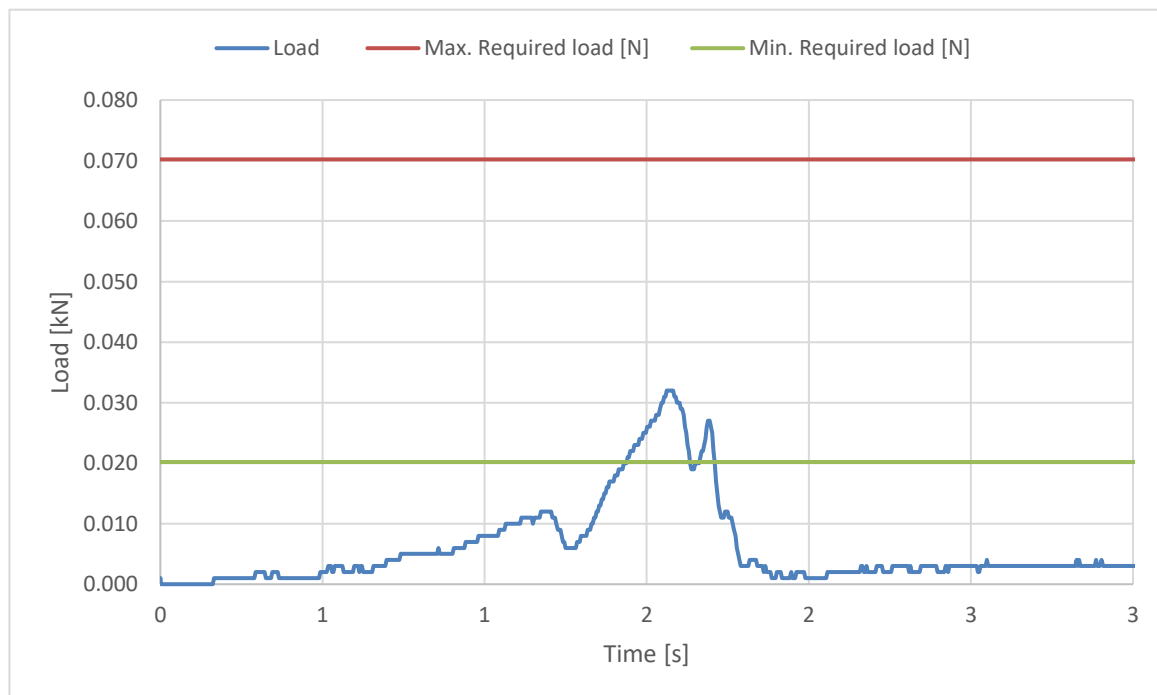
Inspection certificate number: **PH_226.2018**

model: **Jazz 2018 M**

Rescue Deployment Test

Test ID RRDT

Standard	LTF NfL II 91/09
Reference in standard	6.1.5
Test setup	Default flying position
Attachment points	Sensor connect to handle, and pull in opening direction
	The test is to simulate the load required to open the emergency parachute(1st action).
Min. Required load [N]	20
Max. Required load [N]	70
Result	
Load for first action [N]	31.81
Test results	POSITIVE



The validation of this test report is given by the signature of the test manager on the Inspection Certificate no 94.20



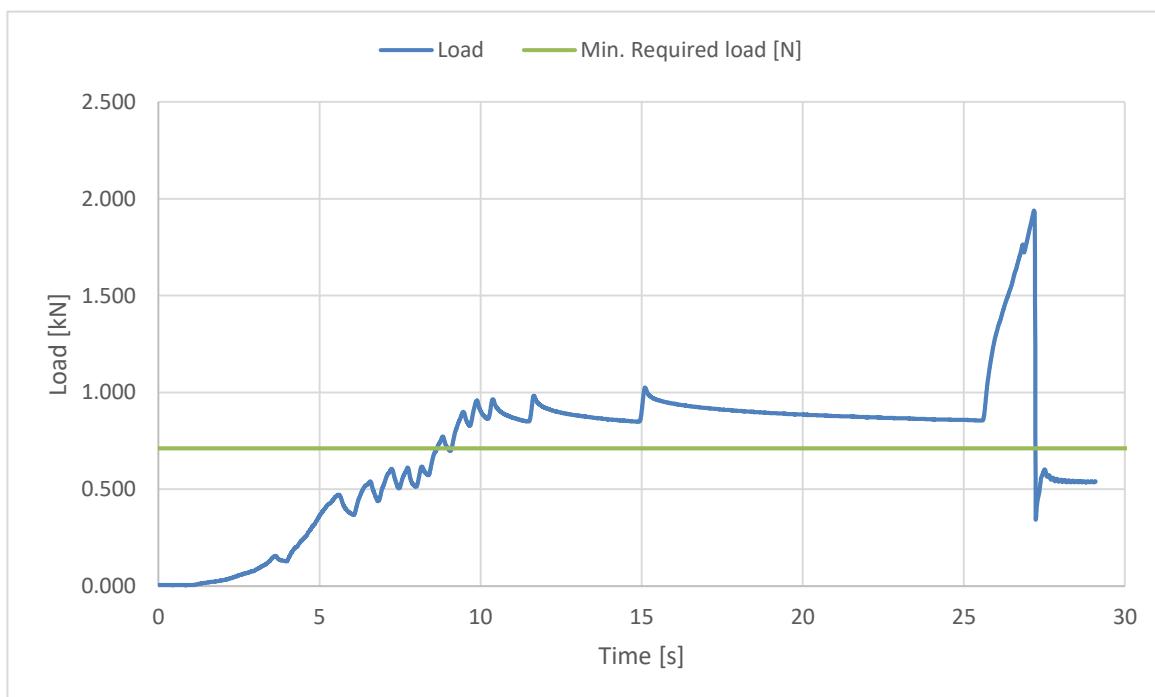
Inspection certificate number: **PH_226.2018**

model: **Jazz 2018 M**

Rescue Deployment Handle strength test

Test ID RRST

Standard	EN12491:2015
Reference in standard	5.3.2
Test setup	Two end points of handle
Attachment points	Sensor connect to end of handle, pull on the other side
	The handle must support min 700 N for 10 s, after measure breaking strength
Min. Required load [N]	700
Minimum test duration [s]	10
Result	
Test duration [s]:	18.0
Breaking strength [N]	1927.35
Test results	POSITIVE



The validation of this test report is given by the signature of the test manager on the Inspection Certificate no 94.20