



# PG PARAGLIDERS

## INSPECTION CERTIFICATE

Inspection certificate number: **PG\_1155.2017**

### MANUFACTURER DATA

Manufacturer name: **DLCO - Little Cloud**  
 Representative **Thomas Bourdeau**  
 Street: **Le villaret**  
 Post code / place: **05120 ST MARTIN DE QUEYRIERES**  
 Country: **France**

### SAMPLE DATA


Name: **Gyps** Size: **24**  
 Min weight in flight [kg]: **85** Max weight in flight [kg]: **105**  
 Weight [kg]: **3.7** Use: **Single-seater**  
 Load serial number: **2K17-Gyps-light-24-020** Date of reception: **16.03.2017**  
 Flight serial number: **GYPSMARIONMK2V5** Date of reception: **22.02.2017**

### TEST REPORT SUMMARY RESULTS

		PLACE	DATE
<b>PG 1</b>	71.8.1   SHOCK LOAD TEST: <b>POSITIVE</b>	Yverdon(airport)	<b>17.03.2017</b>
<b>PG 2</b>	71.8.1   SUSTAINED LOAD TEST: <b>POSITIVE</b>	Yverdon(airport)	<b>17.03.2017</b>
<b>PG 3</b>	71.8.2   FLIGHT TEST: <b>D</b>	Villeneuve	<b>22.02.2017</b>
<b>PG 4</b>	71.4.3   MEASUREMENT: <b>POSITIVE</b>	Villeneuve	<b>22.03.2017</b>
<b>PG 5</b>	71.6.3   LINE BREAK STRENGTH: <b>POSITIVE</b>	Villeneuve	<b>21.03.2017</b>

### ISSUE DATA

Place of declaration: **Villeneuve**  
 Date of issue: **04.04.2017**  
 Managing Director: **Alain Zoller**

Signature: 

This signature approve the validity of the test reports PG 1 to PG 5 (Only if test report are applicable).

Air Turquoise SA, having thoroughly assessed the sample mentioned hereunder, declare it was found conform with all requirements defined by the following norms:

EN 926-2:2013 / EN 926-1:2015

Present declaration's scope only extends to the conformity of a given sample, on a given date and in a given place as mentioned here above.

This inspection report contain the following test and is complete with the test report number:  
 71.8.1 | PG1, PG2, 71.8.2 | PG3, 71.4.3 | PG4, 71.6.3 | PG5  
 (71.8.1 | PG1 and PG2, 71.8.2 are done for one size only, ref. to the size tested for strength)

This declaration must not be reproduced in part without the written permission of AIR TURQUOISE SA.

# SHOCK LOADING TEST

# TEST REPORT PG 1

## PG PARAGLIDERS

Test report ref. number: **PG\_1155.2017**

### SAMPLE DATA

Manufacturer name: **DLCO - Little Cloud**  
 Representative: **Thomas Bourdeau**  
 Street: **Le villaret**  
 Post code / place: **05120 ST MARTIN DE QUEYRIERES**  
 Country: **France**

### SAMPLE DATA

Name: **Gyps**  
 Size: **24**  
 Maximum load [kg]: **105**  
 Serial number: **2K17-Gyps-light-24-020**  
 Date of reception: **16.03.2017**

### TEST DATA

Place of test: **Yverdon(airport)**  
 Date of test: **17.03.2017**  
 Inspector: **Alain Zoller**  
 Results: **POSITIVE**  
 Directive: **EN 926-1:2015 chapter 4.4**

The paraglider is subjected to a shock load . Shock load is limited using a weak link accordind weight range.  
 The weak link breaks or 5 s has elapsed since the application of the shock load. The wing is then visually inspected for damage.

### TEST RESULTS:


Weak link used [daN]: **800**  
 Visual inspection: **No visible damages**  
 Uncertainty k=2 [%] **10**

### TEST ATMOSPHERE AGL

[C°] **1.5**  
 RH [%] **78**  
 [hPa] **968.8**  
 Wind [m/s] **0.1**

Weak link value include the uncertainty for weight range test values (on safe side) / The uncertainty stated is the expanded uncertainty obtained by multiplying the standard uncertainty by the coverage factor k = 2. The value of the measurand lies within the assigned range of values with a probability of 95%.

### WEAK LINK



INSTRUMENTS	Validity	Manufacturer	s/n
Weak link	2020	Tost	n/a
Cable	2020	Rotex	n/a
Geos n° 11 Skywatch	08.05.2017	JDC elec.	22

The validation of this test report is given by the signature of the test manager on inspection certificate 71.8.1

# SUSTAINED LOADING TEST

# TEST REPORT PG 2

## PG PARAGLIDERS

Test report ref. number: **PG\_1155.2017**

### MANUFACTURER DATA

Manufacturer name: **DLCO - Little Cloud**  
 Representative: **Thomas Bourdeau**  
 Street: **Le villaret**  
 Post code / place: **05120 ST MARTIN DE QUEYRIERES**  
 Country: **France**

### SAMPLE DATA

Name: **Gyps**  
 Size: **24**  
 Maximum load [kg]: **105**  
 Serial number: **2K17-Gyps-light-24-020**  
 Date of reception: **16.03.2017**

### TEST DATA

Place of test: **Yverdon(airport)**  
 Date of test: **17.03.2017**  
 Inspector: **Alain Zoller**  
 Results: **POSITIVE**  
 Directive: **EN 926-1:2015 chapter 4.5**

The test specimen is attached to the electronic sensors on the tow vehicle.

A controller is positioned on the tow vehicle in order to operate the paraglider control lines to stabilize the wing.

The speed of the vehicle is increased as gradually as possible, enabling the controller to obtain satisfactory stabilisation of the flight path of the paraglider.

When the paraglider has stabilized, the speed is increased gradually until either:

- 1) the measured load exceeds a load factor of eight times the maximum total weight in flight recommended by the manufacturer, for a minimum cumulative duration of 3 s; or
- 2) five peaks separated by at least 0,3 s are obtained above ten times the maximum total weight in flight recommended by the manufacturer, in one run.

### TEST ATMOSPHERE AGL

[C°] **7.8**  
 RH [%] **69**  
 [hPa] **969.4**  
 Wind [m/s] **0.1**

### RESULTS

Required breaking strength value for 3s at 8g [N] **8240.40**  
 Required breaking strength value for 5 pics at 10g [N] **10300.50**  
 Required breaking strength value for 3s at 8g at coef. 0.9 [N] **7416.36**  
 Required breaking strength value for 5 pics at coef. 0.9 [N] **9270.45**  
 Uncertainty K=2 [%] **0.5**  
 Calculated cumulative duration breaking strength value [s] **>3**  
 Calculated max load value with 3 sec or five peaks [kg] **107.20**

Calculated value include the value minus the uncertainty (on safe side) / The uncertainty stated is the expanded uncertainty obtained by multiplying the standard uncertainty by the coverage factor k = 2. The value of the measurand lies within the assigned range of values with a probability of 95%.

The validation of this test report is given by the signature of the test manager on inspection certificate 71.8.1

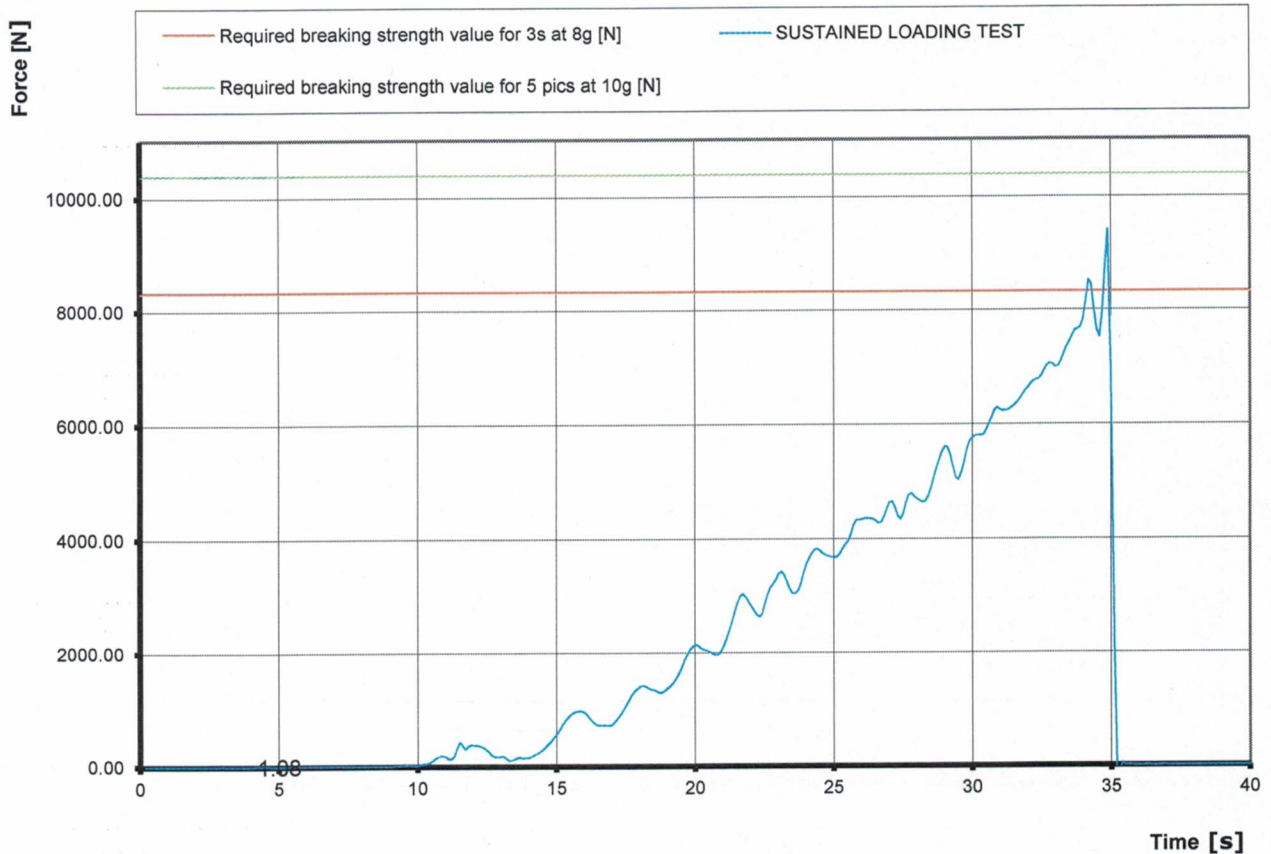
# SUSTAINED LOADING TEST

# TEST REPORT PG 2

## PG PARAGLIDERS

Test report ref. number: **PG\_1155.2017**

### GRAPHIQUE LOAD



### DETAILED RESULTS

Calculated max load value duration of 3 sec. [N] **1051.6**  
 Calculated max load value duration of 3 sec. [kg] **107.2**  
 Calculated max load value with five peaks [N] **937.3**  
 Calculated max load value with five peaks [kg] **95.5**  
  
 Calculated max load value with 3 sec or five peaks [N] **1051.6**  
 Calculated max load value with 3 sec or five peaks [kg] **107.2**

Instruments	Manufacturer	Type nr.	S/N
Load sensor	HBM	1-S9M/50KN-1	31314652
Geos n°11 Skywatch	JDC	Geos n° 11	0022

The validation of this test report is given by the signature of the test manager on inspection certificate 71.8.1