



## Test Report

This test report describes the test results of the below mentioned paragliding harness.

All the tests were carried out by:

Air Turquoise SA, official test laboratory of Switzerland.

para-test.com



paragliding by air turquoise

## Standards

Tests were carried out in conformity with the following standards:

- 2. DV LuftGerPV §1, Nr. 7 c (\*note: in what follows this will be abbreviated by "LTF")
- European Standard EN1651 September 1999 (\*note in what follows this will be abbreviated by "EN")
- European Standard EN12491 September 2001 (\*note in what follows this will be abbreviated by "EN12491")

## Harness details

<b>Manufacturer:</b>	Cordages Barry Ltée
<b>Harness model:</b>	Skyline Zip-Tech 2-point
<b>Size:</b>	S - M - L
<b>Harness Weight:</b>	1.45 kg
<b>Maximum load certified :</b>	125 kg
<b>Maximum load certified :</b>	275 lbs
<b>Harness type:</b>	# Sky 1003 - 1004 - 1005

<b>Test responsible:</b>	Alain Zoller
<b>Test place:</b>	Villeneuve
<b>Test date:</b>	June 15, 2013
<b>Test room temp &amp; humidity:</b>	20.9° C; 40 %rel
<b>Certification number EN:</b>	PH 070.2013
<b>Certification number LTF:</b>	GZ 000.0000

page 1 of 4

Air Turquoise SA certified by



**Air Turquoise S.A. - Certification of paraglider equipment**  
 Tested in accordance with EN 1651:1999 and 2.DV LuftGerPV§1, Nr.7c

Prepared by RE  
 Rev.0, 25.01.2011  
 No. 71.9.3



## Test summary

### A. STRUCTURAL STRENGTH TESTS

A test plan was set up in order to execute the different tests in an efficient order. The table below summarizes this test plan together with the applicable standards and results.

Test ID	TESTED ?	Standard Ref.		TEST setup	Anchoring		Forces		Min. Test duration [sec]	Result
		EN	LTF		Attach - ment points	Dummy	Req. Load in g	Min. force [N]		
1	✓	5.3.2.1		Default flying position	2 main attachment points	Hip fixated	6g	6000	10	OK
2	✓	5.3.2.2	4.2.1.a				9g	9000		
3				Default, landing position	2 main att. points	Hip fixated, landing conf.	6g	6000	10	n/a
4	✓	5.3.2.7	4.2.1.b				15g	15000		
5			4.2.1.a rescue	Rescue	2 rescue att. Pnts.	Hip fixated	9g	9000	10	n/a
6		5.3.2.4					15g	15000		
7			4.2.1.b rescue	Rescue, landing		Hip fixated, landing conf.	6g	6000	10	n/a
8	✓	5.3.2.3		One riser	ONE main att.	1 central hip fixation	6g	6000	10	OK
9			4.2.1.d	Towing	2 main att. + 2 tow att.	None	3g	3000	10	n/a
		5.3.2.5					5g	5000		
10	✓	5.3.2.6		Default, Negatif	One main att.	Head fix.	4.5g	4500	10	OK
11			4.2.1.c	Upside down	2 main att. downw.	Head fix.	6g	6000	10	n/a
12			4.2.1.c rescue	Upside down rescue	2 rescue att. downw.		6g	6000	10	n/a

### B. HARNESS PROTECTION SHOCK TEST

Most paraglider harnesses are equipped with a protection device that damps the shock on the pilot's spine during a hard landing.

Shock impact tests have to be executed on these harnesses in order to prove the damping characteristics of it.



Test ID	TESTED ?	Standar d Ref.:	TEST setup	Anchoring		Impact				Result	
		LTF		Attach- ment points	Dummy	Max. tolerated peak impact in g	Max Peak impact measured	Impact duration of + 38 g (if any) recorded:	Impact duration of + 20 g (if any) recorded:		
<b>PRO TECT 1</b>		5.1.1	<b>Default flying position</b>	Test dummy is attached to the harness like a pilot in flight.			+50g	0	0	0	n/a

### C. RESCUE DEPLOYMENT RESISTANCE TEST

The deployment of the rescue system has to be ensured in all circumstances of flight. This test is to verify whether the force needed to deploy is in between reasonable limits.

Test ID	TESTED ?	Standar d Ref.	TEST setup	Anchoring		Force for single hand deployment			Result	
		LTF		Attach- ment points	Dummy	Min. force [N]	max. force [N]	Resistance measured [daN]		
<b>Resc depl</b>		6.1.5	<b>Default flying position</b>	Test responsible is attached to the harness like a pilot in flight. (no dummy required)			20 N	70 N	n/t	n/a

### D. RESCUE DEPLOYMENT STRAP STRENGTH TEST

The connection between handgrip and inner container has to have sufficient load capacity/structural strength in any situation that may arise during normal use. During this test is verified, whether this connection fulfill the requirements.

Test ID	TESTED ?	Standard Ref.		TEST setup	Minimum force [N]	Min. Test durati on [s]	Breaking resistance measured	Result
		LTF	EN 12491					
<b>Resc strap</b>		6.1.8	5.3.2	Connection strap in tensile testing machine	700N	10	n/t	n/a

After careful examination as explained in above mentioned test reports (from page 2 to page 18), the undersigned persons declare that the harness:

**Cordages Barry Ltée  
Skyline Zip-Tech 2-point  
S - M - L**

Complied with:

- **European Standard EN 1651 September 1999**

And / or (if tested)

- **European Standard EN 12491 March 2001**

And / or (if tested)

- **2. DV LuftGerPV §1, Nr. 7 c**

Villeneuve, June 15, 2013

Place, Date



EN LTF Testing center  
Alain Zoller  
www.para-test.com



Test responsible

page 4 of 4



Annex: detailed test reports

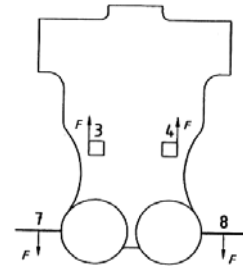
**Harness Test** **Test ID 1**

**Item:** Skyline Zip-Tech 2-point  
**Manufacturer:** Cordages Barry Ltée  
**Test place & date:** Villeneuve June 15, 2013  
**Test responsible:** Alain Zoller  
**Temp. [°C] & Humidity:** 20.9° C; 40 %rel  
**Maximum certified pilot weight [kg]:** 100 kg

**Standard:** EN 1651 & 2. DV LuftGerPV §1, Nr. 7 c  
**Test standard §:** 5.3.2.1 (EN) & 4.2.1 a (LTF DV)

**Test setup:** Default flying position  
**Anchoring: Attachment points:** Both main riser attachments (3, 4)  
**Dummy:** Default, hip fixed (7, 8)

**Required load in g :** 9g (EN: 6g)  
**Minimum load [N]:** 9000 N (EN: 6000 N)  
**Required test load in kg:** **900** **750**  
**Min. duration [s]:** 10 s



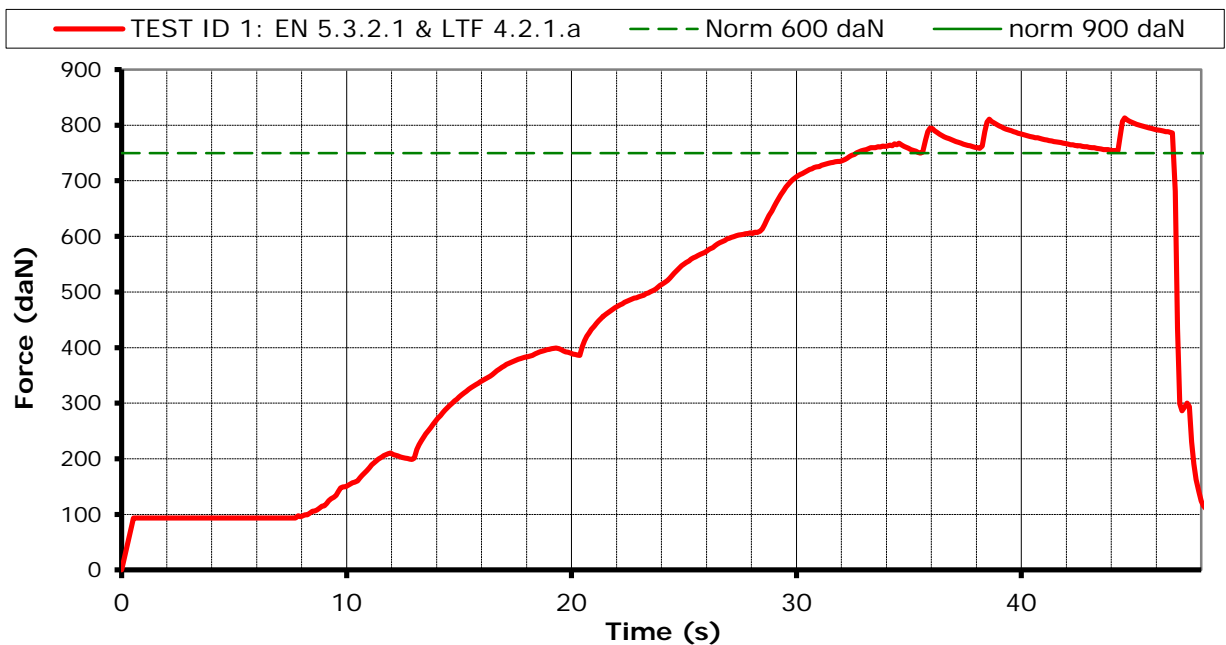
**Results**

**Duration of maintained min. load [s]:** **10.8 s**

**Any signs of structural failure after this test:** **No visible failure**

**Test result:** **Passed**

**Graph:**



Air Turquoise SA certified by



**Air Turquoise S.A. - Certification of paraglider equipment**  
 Tested in accordance with EN 1651:1999 and 2.DV LuftGerPV§1, Nr.7c

Annex TEST ID 1  
 Prepared by RE  
 Rev.0, 25.01.2011  
 No. 71.9.3



**Harness Test** **Test ID 2**

**Item:** Skyline Zip-Tech 2-point  
**Manufacturer:** Cordages Barry Ltée  
**Test place & date:** Villeneuve June 15, 2013  
**Test responsible:** Alain Zoller  
**Temp. [°C] & Humidity:** 20.9° C; 40 %rel  
**Maximum certified pilot weight [kg]:** 100 kg

**Standard:** EN 1651

**Test standard §:** 5.3.2.2

**Test setup:** Default flying position

**Anchoring: Attachment points:** Both main riser attachments (3, 4)

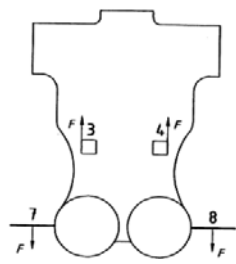
**Dummy:** Default, hip fixed (7, 8)

**Required load in g:** 15 g

**Min load [N]:** 15 000 N

**Required test load in kg:** **1500 kg**

**Min. duration [s]:** 5s



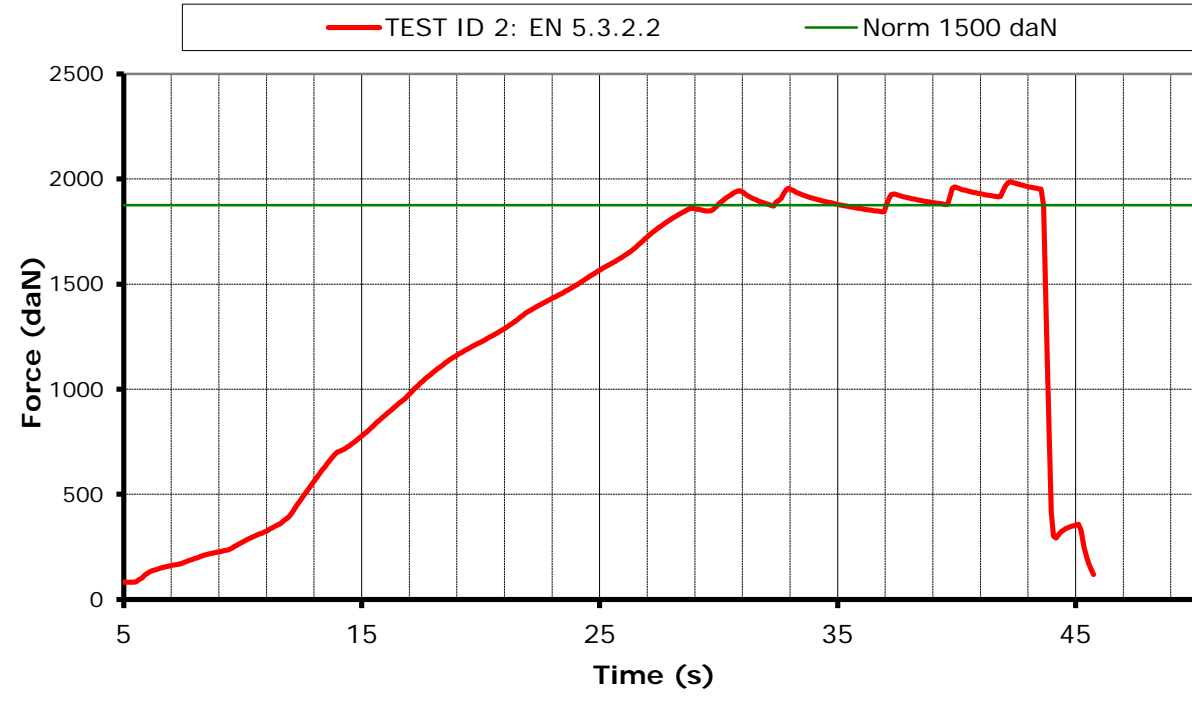
**Results**

**Duration of maintained min. load [s]:** **5.3 s**

**Any signs of structural failure after this test:** **No visible failure**

**Test result:** **Passed**

**Graph:**



Air Turquoise SA certified by



**Air Turquoise S.A. - Certification of paraglider equipment**  
 Tested in accordance with EN 1651:1999 and 2.DV LuftGerPV§1, Nr.7c

Annex TEST ID 2  
 Prepared by RE  
 Rev.0, 25.01.2011  
 No. 71.9.3



## Harness Test

## Test ID 4

Item: Skyline Zip-Tech 2-point  
 Manufacturer: Cordages Barry Ltée  
 Test place & date: Villeneuve June 15, 2013  
 Test responsible: Alain Zoller  
 Temp. [°C] & Humidity: 20.9° C; 40 %rel  
 Maximum certified pilot weight [kg]: 100 kg

Standard: EN 1651

Test standard §: EN 5.3.2.7

Test setup: Flying position before landing: seat board (11) in landing position, leg straps (10) closed.

Anchoring: Attachment points: Both of the main riser attachments attached (3 and 4);

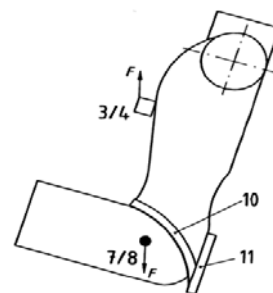
Dummy: Default, hip fixed (7, 8)

Required load in g: 15 g

Min load [N]: 15 000 N

Required test load in kg: **1500 kg**

Min. duration [s]: 5 s



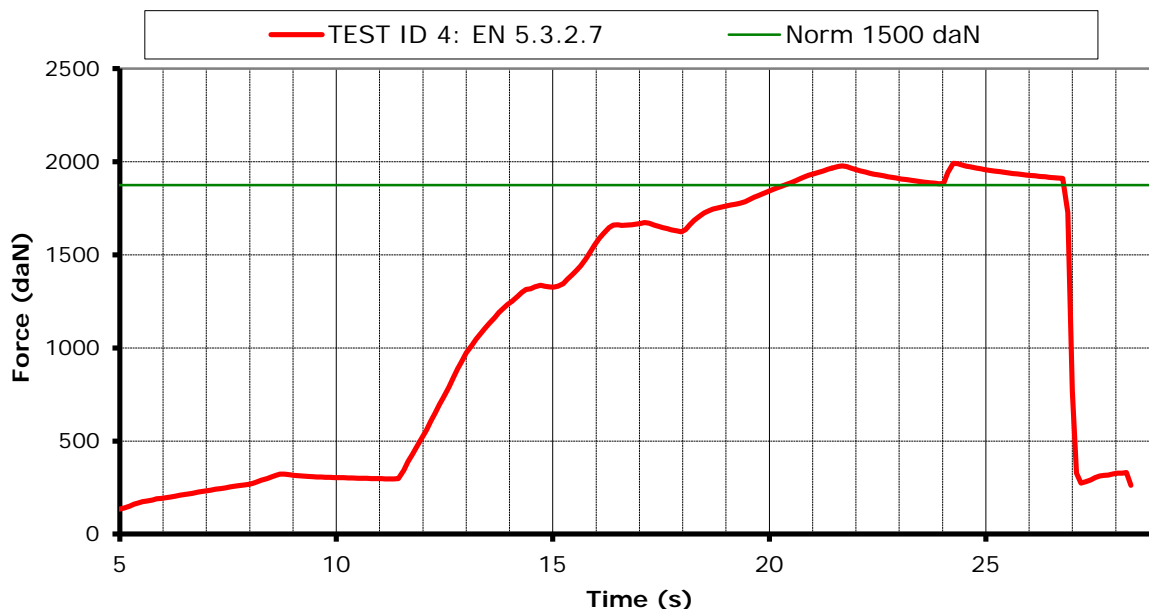
### Results

Duration of maintained min. load [s]: **6.2 s**

Any signs of structural failure after this test: **No visible failure**

Test result: **Passed**

### Graph:



Air Turquoise SA certified by



Air Turquoise S.A. - Certification of paraglider equipment  
 Tested in accordance with EN 1651:1999 and 2.DV LuftGerPV§1, Nr.7c

Annex TEST ID 4  
 Prepared by RE  
 Rev.0, 25.01.2011  
 No. 71.9.3



## Harness Test

## Test ID 8

Item: Skyline Zip-Tech 2-point  
 Manufacturer: Cordages Barry Ltée  
 Test place & date: Villeneuve June 15, 2013  
 Test responsible: Alain Zoller  
 Temp. [°C] & Humidity: 20.9° C; 40 %rel  
 Maximum certified pilot weight [kg]: 100 kg

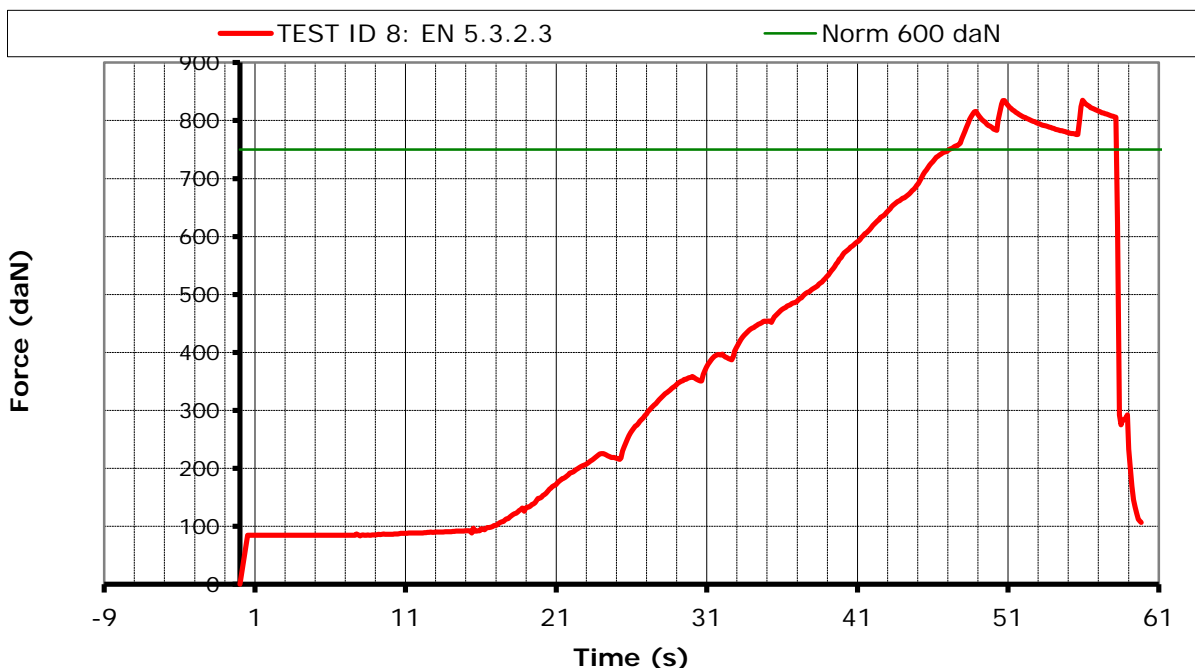
Standard: EN 1651  
 Test standard §: 5.3.2.3  
 Test setup: Only one riser attached  
 Anchoring: Attachment points: One main riser attachments (3)  
 Dummy: Hip fixed (7, 8 -> 12)  
 Required load in g: 6 g  
 Min load [N]: 6 000 N  
 Required test load in kg: **600** kg  
 Min. duration [s]: 10 s



### Results

Duration of maintained min. load [s]: **5.4 s**  
 Any signs of structural failure after this test: **No visible failure**  
 Test result: **Passed**

### Graph:



Air Turquoise SA certified by



**Air Turquoise S.A. - Certification of paraglider equipment**  
 Tested in accordance with EN 1651:1999 and 2.DV LuftGerPV§1, Nr.7c

Annex TEST ID 8  
 Prepared by RE  
 Rev.0, 25.01.2011  
 No. 71.9.3



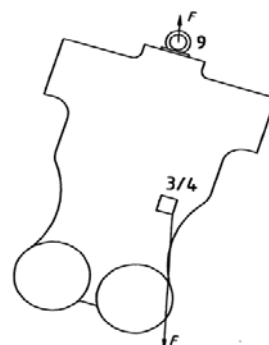


## Harness Test

## Test ID 10

Item:	Skyline Zip-Tech 2-point	
Manufacturer	Cordages Barry Ltée	
Test place & date:	Villeneuve	June 15, 2013
Test responsible:	Alain Zoller	
Temp. [°C] & Humidity:	20.9° C; 40 %rel	
Maximum certified pilot weight [kg]:	100	kg

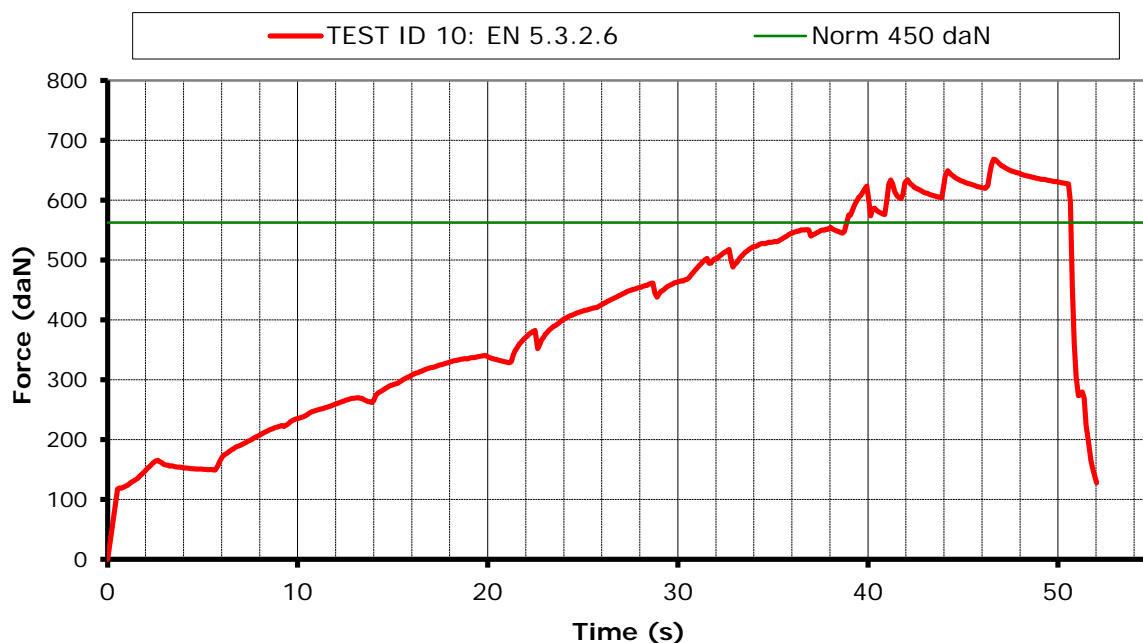
Standard	EN 1651	
Test standard §:	5.3.2.6	
Test setup:	Normal flying position in NEGATIF	
Anchoring: Attachment points:	ONE of the main riser attachments attached downwards(3 or 4);	
Dummy:	Dummy anchored at the head position (9)	
Required load in g:	4.5	g
Min load [N]:	4500 N	
Required test load in kg:	<b>450</b>	<b>kg</b>
Min. duration [s]:	10 s	



### Results

Duration of maintained min. load [s]:	<b>10.8 s</b>
Any signs of structural failure after this test:	<b>No visible failure</b>
Test result:	<b>Passed</b>

### Graph:



Air Turquoise SA certified by



**Air Turquoise S.A. - Certification of paraglider equipment**  
Tested in accordance with EN 1651:1999 and 2.DV LuftGerPV§1, Nr.7c

Annex TEST ID 10  
Prepared by RE  
Rev.0, 25.01.2011  
No. 71.9.3