

Harness Structural test Report - NfL

Inspection certificate number: PH_308.2020

Manufacturer data:

Manufacturer name: **Fly-market Flugsport-Zubehör GmbH & Co**
 Representative: **Stefan Kurrle**
 Street: **Am Schönebach 3**
 Post code place: **87637 Eisenberg**
 Country: **Germany**

Sample data:

Name: **Logo! Pro +**
 Type: **ABS**
 Size: **M**
 Serial number: **Rf-001-07-20**
 Impact pad type: ⁽¹⁾ **Foam**
 Clip-in weight [kg]: **140**
 Integrated container: **Yes**
 Date of test: **17.07.2020**

Atmosphere AGL:

[C°]	23.4
RH [%]	54
[hPa]	974.6

Summary of Structural test

Test id	- Ref.	Setup	Req. Load [g]	Req. Load [N]	Min. duration [s]	Result
02	✓ 5.3.2.1	Default flying position	6	8400	10	POSITIVE
03	✓ 5.3.2.2	Default flying position	15	21000	5	POSITIVE
04	✓ 5.3.2.3	Asymmetric, one riser	6	8400	10	POSITIVE
07	✓ 5.3.2.6	Asymmetric, negative	4.5	6300	10	POSITIVE
09	✓ 5.3.2.4	Rescue attachments	15	21000	5	POSITIVE
13	✓ 5.3.2.7	Flying position before landing	15	21000	5	POSITIVE
14	5.3.2.5	Towing	5	7000	10	n/a

Rescue deployment test

Test id	- NfL 2-565-20	Setup	Min load [N]	Max. load [N]	Measured [N]	Result
RRDT	✓ 6.1.5	Default flying position	20	70	68.54	POSITIVE

Rescue Deployment Handle strength test

Test id	- EN 12491	Setup	Req. Load [N]	Min. duration [s]	Breaking strength [N]	Result
RRST	✓ 5.3.2	Two end points of handle	700	10	2251.94	POSITIVE

Rescue deployment test with integrated container for rescue system

Test id	- NfL 2-565-20	Setup	Result
RDIC	✓ 4.3.2-4.3.6	Default flying position	Positive

Manufacturer	Instrument	Type no	S/N	Validity
HBM	Load Sensor GE01	1-S9M/50KN-1	31314643	04.09.2023
Burster / MTS	Load sensor 10kN SL2	8431-6010-N000S000	593507	21.04.2026
JDC elec	Geos n°11 Skywatch	Geos n°11	Unit11	18.06.2025

Air Turquoise SA, having thoroughly assessed the sample mentioned above, declares it was found conform with
 Airworthiness Requirements NfL 2-565-20 - EN12491:2015 5.3.2

The validation of this test report is given by the signature of the test manager on the Inspection Certificate no 94.20

⁽¹⁾ If Impact pad available, see test report no. 94.22 and inspection certificate no. 94.20

Calculated values in tests reports include the value minus the uncertainty (on safe side) / The uncertainty stated is the expanded uncertainty obtained by multiplying the standard uncertainty by the coverage factor k = 2. The value of the measurand lies within the assigned range of values with a probability of 95%.

This declaration must not be reproduced in part without the written permission of AIR TURQUOISE SA.


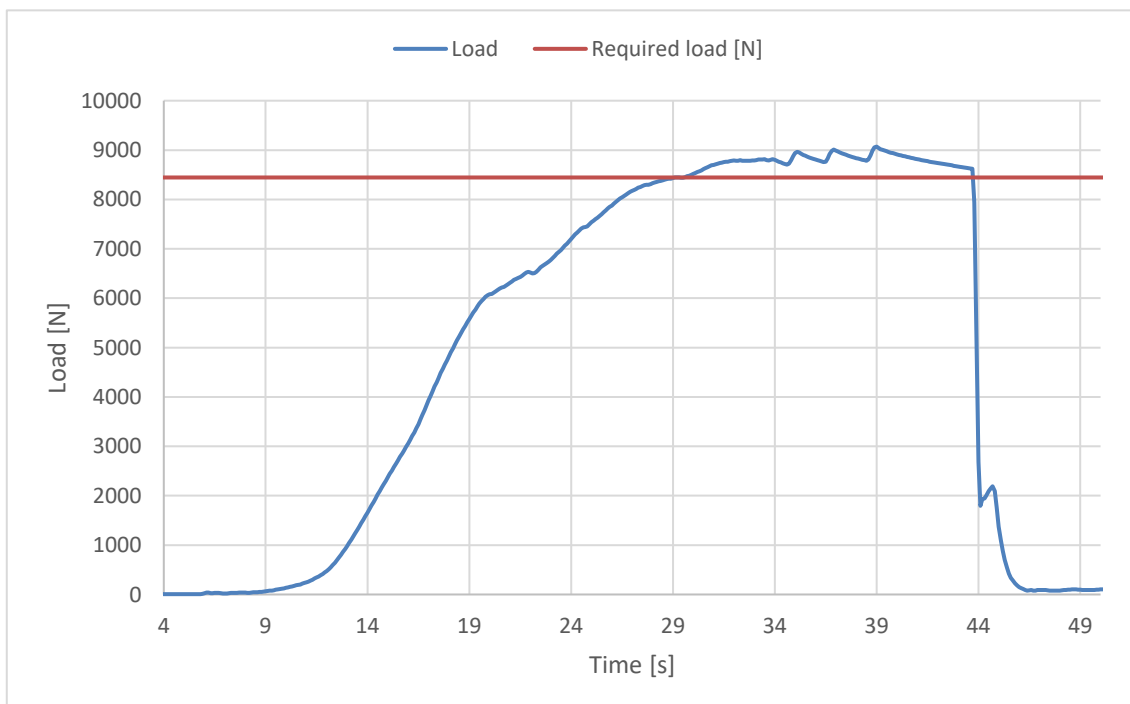
Inspection certificate number: **PH_308.2020**

model: **Logo! Pro +**

Harness Structural test

Test ID 02

Standard	NfL 2-565-20
Reference	5.3.2.1
Test setup	Default flying position
Attachment points	Both main riser attachment (3,4)
Anchor points	Dummy (B1, B2)
Required load [g]	6
Required load [N]	8400
Minimum test duration [s]	10
Result	
Test duration [s]	14.2
Any signs of structural failure	No
Test results	POSITIVE

The validation of this test report is given by the signature of the test manager on the Inspection Certificate no 94.20

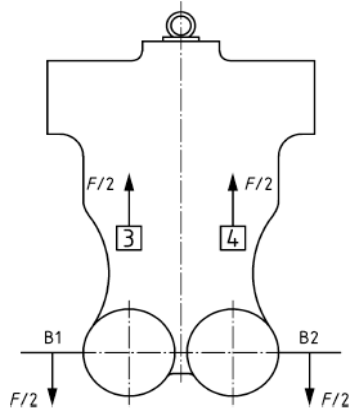
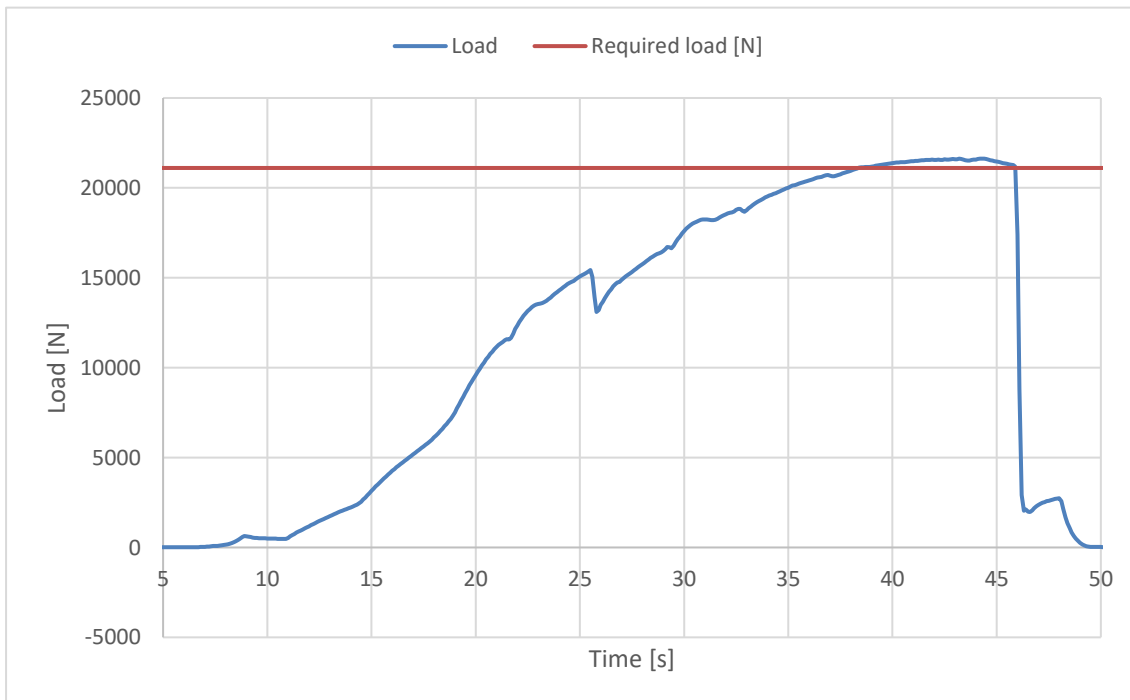
Inspection certificate number: **PH_308.2020**

model: **Logo! Pro +**

Harness Structural test

Test ID 03

Standard	NfL 2-565-20
Reference	5.3.2.2
Test setup	Default flying position
Attachment points	Both main riser attachment (3,4)
Anchor points	Dummy (B1, B2)
Required load [g]	15
Required load [N]	21000
Minimum test duration [s]	5
Result	
Test duration [s]	7.6
Any signs of structural failure	No
Test results	POSITIVE

The validation of this test report is given by the signature of the test manager on the Inspection Certificate no 94.20

Inspection certificate number: **PH_308.2020**

model: **Logo! Pro +**

Harness Structural test

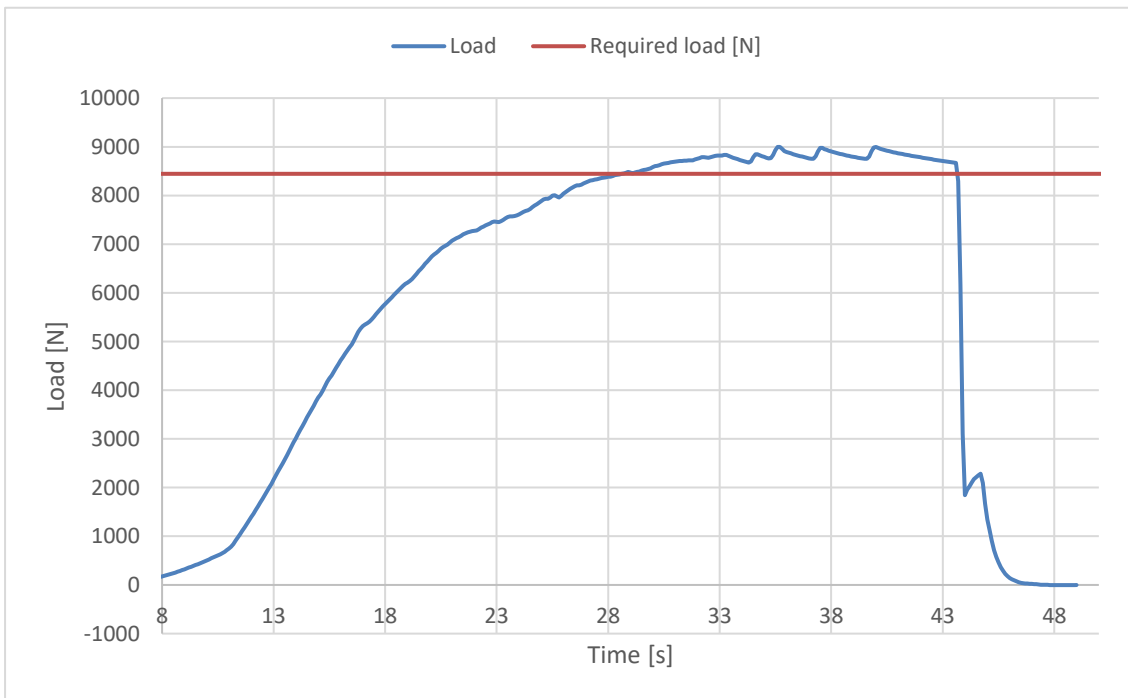
Test ID 04

Standard **NfL 2-565-20**
 Reference **5.3.2.3**
 Test setup **Asymmetric, one riser**
 Attachment points **One main riser attachment (3)**
 Anchor points **Dummy (B1,B2)**

Required load [g] **6**
 Required load [N] **8400**
 Minimum test duration [s] **10**

Result

Test duration [s] **15.1**
 Any signs of structural failure **No**
 Test results **POSITIVE**



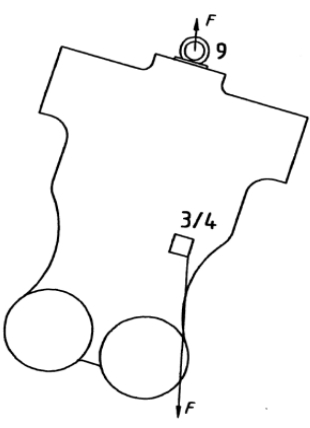
The validation of this test report is given by the signature of the test manager on the Inspection Certificate no 94.20

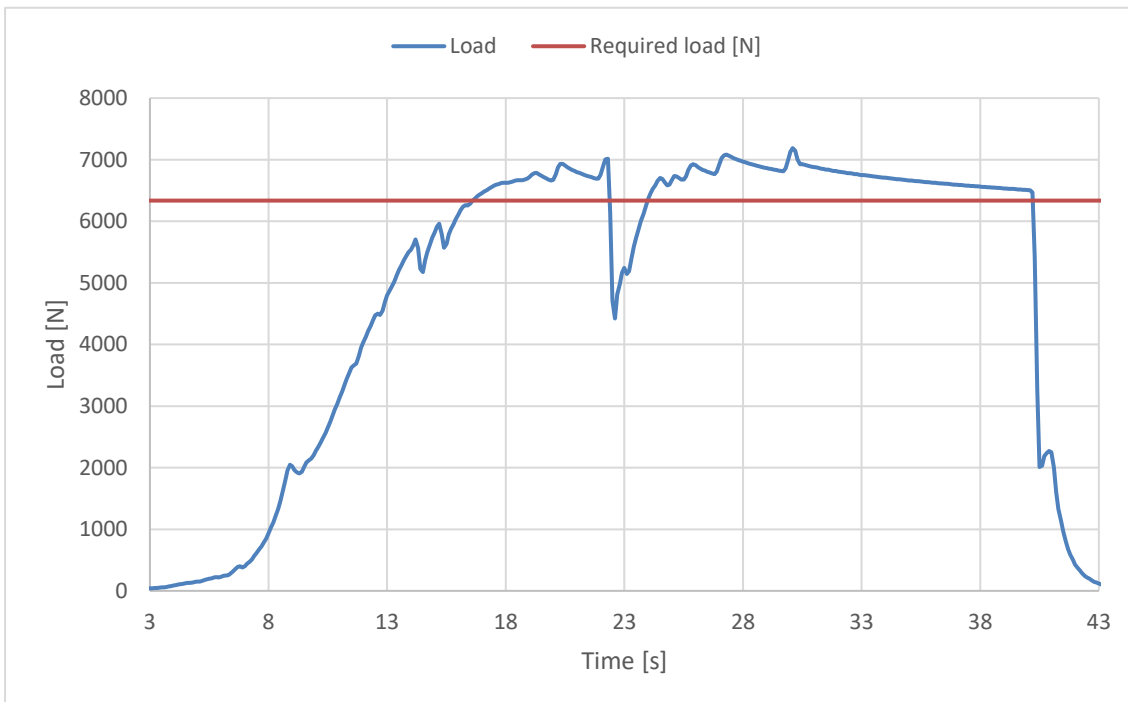
Inspection certificate number: **PH_308.2020**

model: **Logo! Pro +**

Harness Structural test

Test ID 07

Standard	NfL 2-565-20	
Reference	5.3.2.6	
Test setup	Asymmetric, negative	
Attachment points	One main riser attachment (3 or 4) downwards	
Anchor points	Dummy (9)	
Required load [g]	4.5	
Required load [N]	6300	
Minimum test duration [s]	10	
Result		
Test duration [s]	16.3	
Any signs of structural failure	No	
Test results	POSITIVE	



The validation of this test report is given by the signature of the test manager on the Inspection Certificate no 94.20

Inspection certificate number: **PH_308.2020**

model: **Logo! Pro +**

Harness Structural test

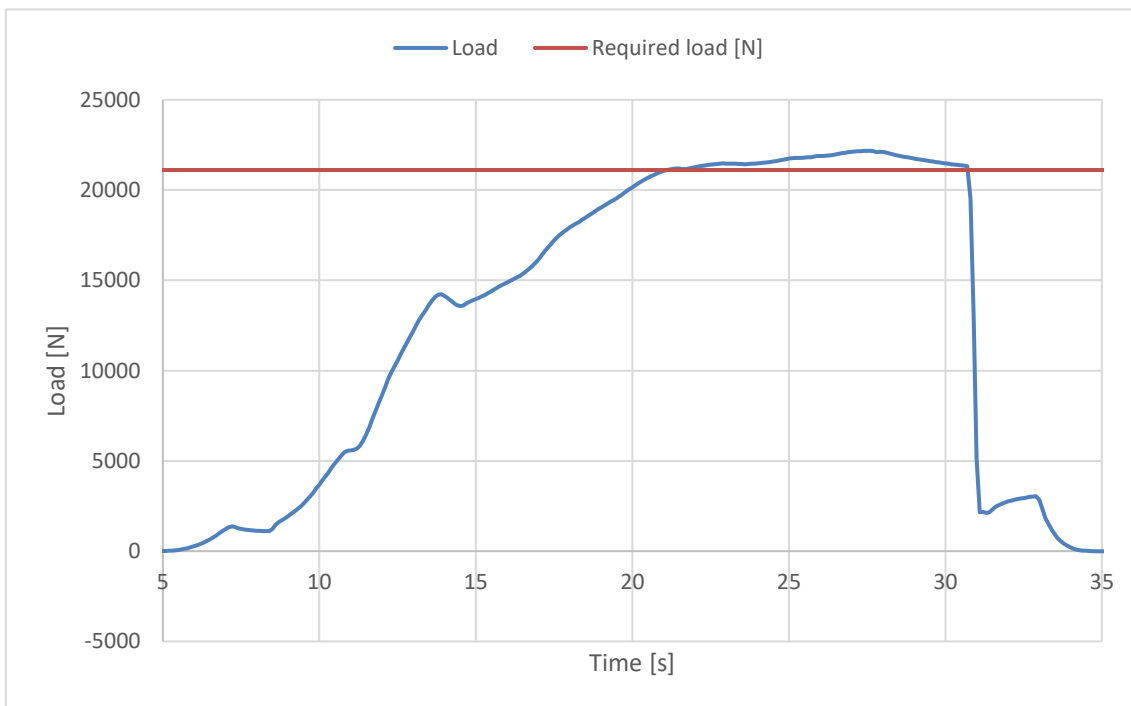
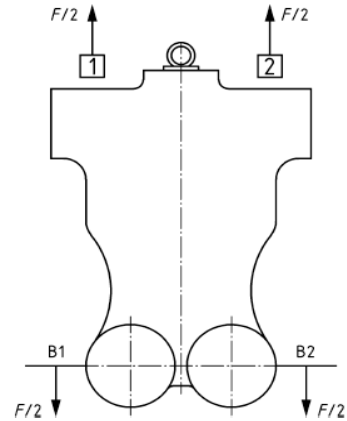
Test ID 09

Standard **NfL 2-565-20**
 Reference **5.3.2.4**
 Test setup **Rescue attachments**
 Attachment points **Rescue riser attachment (1,2)**
 Anchor points **Dummy (B1,B2)**

Required load [g] **15**
 Required load [N] **21000**
 Minimum test duration [s] **5**

Result

Test duration [s] **9.6**
 Any signs of structural failure **No**
 Test results **POSITIVE**



The validation of this test report is given by the signature of the test manager on the Inspection Certificate no 94.20

Inspection certificate number: **PH_308.2020**

model: **Logo! Pro +**

Harness Structural test

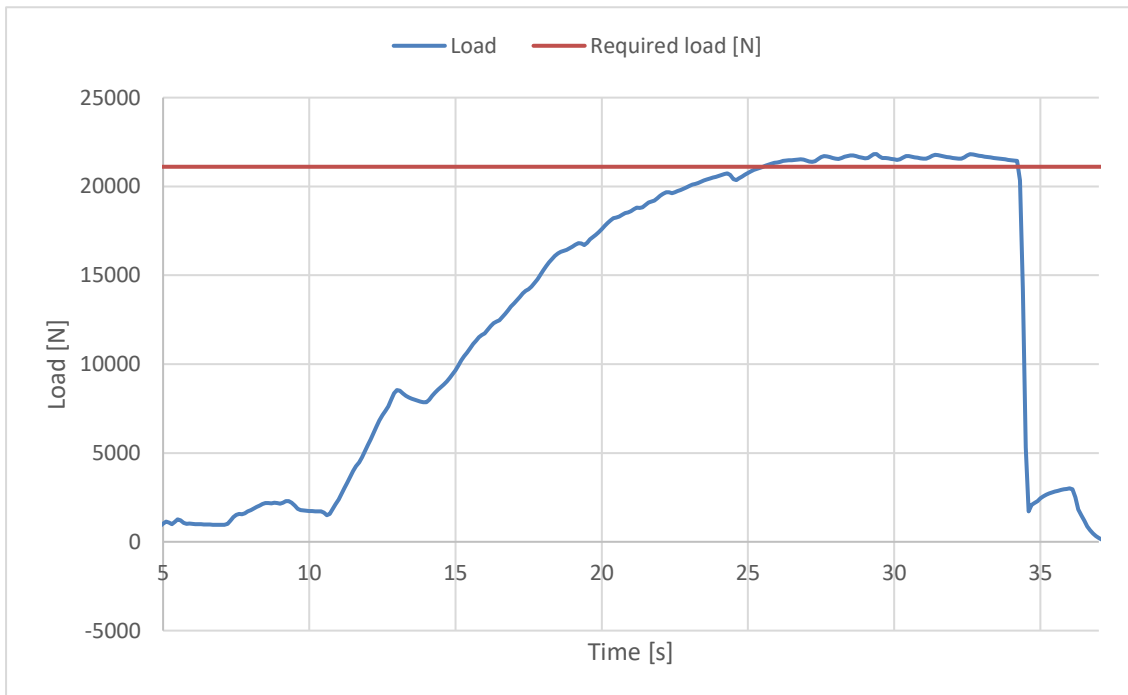
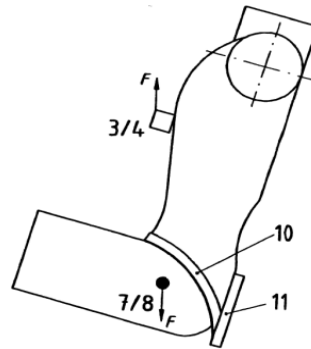
Test ID 13

Standard **NfL 2-565-20**
 Reference **5.3.2.7**
 Test setup **Flying position before landing**
 Attachment points **Both main riser attachment (3,4)**
 Anchor points **Dummy (7,8)**

Required load [g] **15**
 Required load [N] **21000**
 Minimum test duration [s] **5**

Result

Test duration [s] **8.7**
 Any signs of structural failure **No**
 Test results **POSITIVE**



The validation of this test report is given by the signature of the test manager on the Inspection Certificate no 94.20

Inspection certificate number: **PH_308.2020**

model: **Logo! Pro +**

Rescue Deployment Test

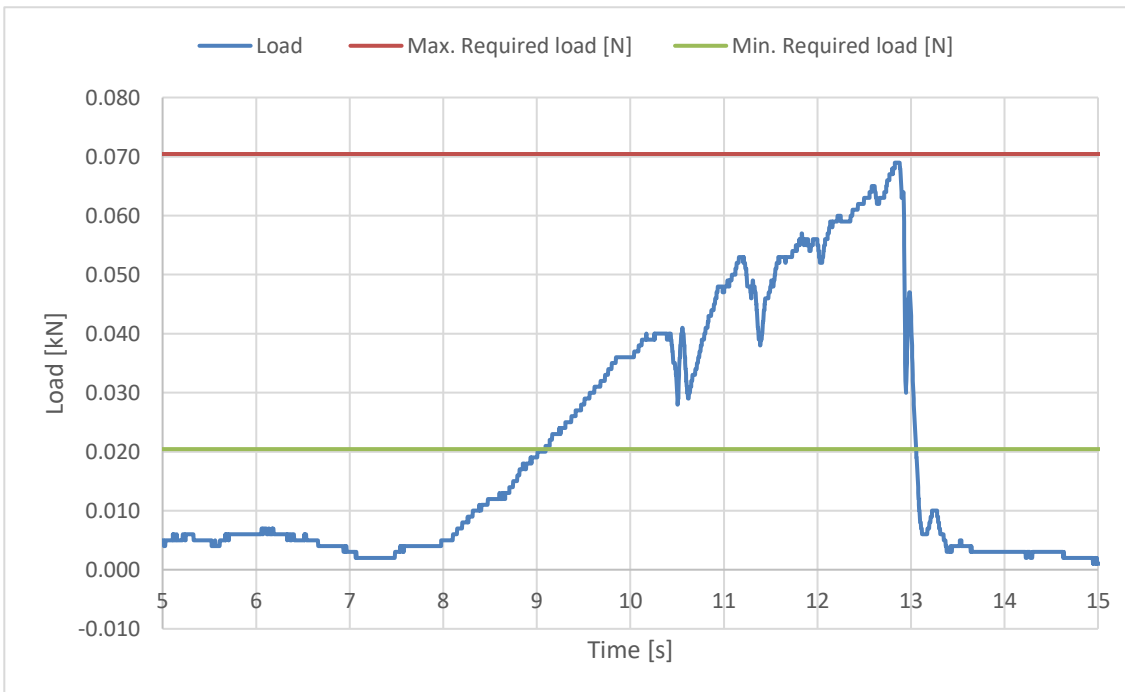
Test ID RRDT

Standard **NfL 2-565-20**
 Reference **6.1.5**
 Test setup **Default flying position**
 Attachment points **Sensor connect to handle, and pull in opening direction**
 The test is to simulate the load required to open the emergency parachute(1st action).

Min. Required load [N] **20**
 Max. Required load [N] **70**

Result

Load for first action [N] **68.54**
 Test results **POSITIVE**



The validation of this test report is given by the signature of the test manager on the Inspection Certificate no 94.20

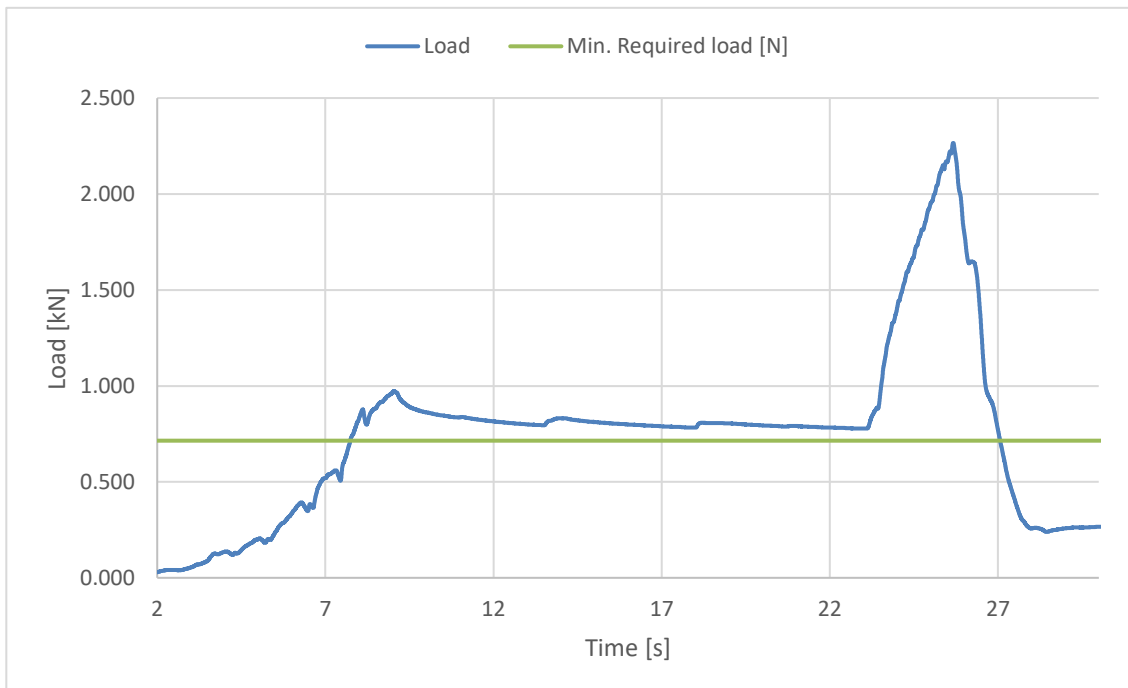
Inspection certificate number: **PH_308.2020**

model: **Logo! Pro +**

Rescue Deployment Handle strength test

Test ID RRST

Standard	EN12491:2015
Reference in standard	5.3.2
Test setup	Two end points of handle
Attachment points	Sensor connect to end of handle, pull on the other side
	The handle must support min 700 N for 10 s, after measure breaking strength
Min. Required load [N]	700
Minimum test duration [s]	10
Result	
Test duration [s]:	19.3
Breaking strength [N]	2251.94
Test results	POSITIVE



The validation of this test report is given by the signature of the test manager on the Inspection Certificate no 94.20



Inspection certificate number: **PH_308.2020**

model: **Logo! Pro +**

Deployment test in flying position with a harness with integrated inner container

Test ID RDIC

Standard	NfL 2-565-20		
Reference	4.3.2-4.3.6		
Test setup WI 02	Default flying position		
Min volume (harness)	2800		
Max volume (harness)	6500		
		<i>Volume [cm³]</i>	<i>Result</i>
Emergency Parachute	Round		n/a
Emergency Parachute	Square/Triangle	6400	Positive
Emergency Parachute	Rogallo		n/a
			28.08.2021
	Total Result	Positive	

The validation of this test report is given by the signature of the test manager on the Inspection Certificate no 94.20