



INSPECTION REPORT

PH PARAGLIDERS HARNESS

Declaration conformity number: **PH 143.2015**

TEST SAMPLE DATA

Manufacturer name: **AIR MKG - Kortel Design**

Contact person: **Max Jeanpierre**

Street: **1096 Avenue André Lasquin**

Post code / place: **74700 Sallanches**

Country: **France**

Harness manufacturer name: **Kool**

Harness manufacturer size: **L**

Serial number of the test sample: **KO-XS-007**

Harness type: **ABS**

Maximum certified pilot weight [kg]: **130** **EN 100 kg / LTF 130 kg**

Harness protector type: **Foam**

Harness weight [kg]: **3.7**

Volume reserve parachute container [cm3] Min: **2800** Max: **5000**

Atmosphere [°C] RH [%] [hPa]: **23.6 / 56 / 1025.6**

Test responsible: **Alain Zoller**

Inspection place: **10.06.2015**

Sample reception date: **10.06.2015**

Place of declaration: **Villeneuve**

Date of issue: **10.07.2015**

Director management: **Alain Zoller**

Signature: _____



Air Turquoise SA, having thoroughly assessed the sample mentioned hereunder, declare it was found conform with all requirements defined by the following norms

European Standard **EN1651** September 1999

European Standard **EN12491** September 2001

Airworthiness requirements for hang gliders and paragliders **LTF 2009** as published in NfL 91/09 chapter 4 and 6

Present declaration's scope only extends to the conformity of a given sample, on a given date and in a given place – as mentioned here above.

This inspection report contain the following test and is complet with the test report **PH ID 0 to 12, ST and RD**

Declaration conformity number: PH 143.2015

A. STRUCTURAL STRENGTH TESTS

A test plan was set up in order to execute the different tests in an efficient order. The table below summarizes this test plan together with the applicable standards and results

Test ID	TESTED ?	Standard Ref.		TEST setup	Anchoring		Forces		Min. Test duration [sec]	Result
		EN 1651	LTF		Attach -ment points	Dummy	Req. Load in [g] force	Min. force [N]		
R0	✓	5.3.2.1		Default flying position	2 main attachment points	Hip fixated	6	6000	10	POSITIV
R1	✓		4.2.1.a				9	9000		POSITIV
R2	✓	5.3.2.2					15	15000	5	POSITIV
R3	✓		4.2.1.b	Default, landing position	2 main att. points	Hip fixated,	6	6000	10	POSITIV
R4	✓	5.3.2.7				landing conf.	15	15000	5	POSITIV
R5	✓		4.2.1.a rescue	Rescue	2 rescue att. Pnts.	Hip fixated	9	9000	10	POSITIV
R6	✓	5.3.2.4					15	15000	5	POSITIV
R7	✓		4.2.1.b rescue			Rescue, landing	Hip fixated, landing conf.	6	6000	10
R8	✓	5.3.2.3		One riser	ONE main att.	1 central hip fixation	6	6000	10	POSITIV
R9			4.2.1.d	Towing	2 main att. + 2 tow att.	None	3	3000	10	n/a
		5.3.2.5					5	5000		
R10	✓	5.3.2.6		Default, Negatif	One main att.	Head fix.	4.5	4500	10	POSITIV
R11	✓		4.2.1.c	Upside down	2 main att. downw.	Head fix.	6	6000	10	POSITIV
R12	✓		4.2.1.c rescue	Upside down rescue	2 rescue att. downw.		6	6000	10	POSITIV

Present declaration's scope only extends to the conformity of a given sample, on a given date and in a given place – as mentioned here above.

Declaration conformity number: PH 143.2015

B. PARAGLIDER HARNESS BACK PROTECTORS

Shock impact tests have to be executed on these harnesses in order to prove the damping characteristics of it. Most paraglider harnesses are equipped with a protection device that damps the shock on the pilot's spine during a hard landing

Test ID	TESTED ?	Standard	TEST setup	Test configuration	Impact at 165 cm (Seat plate)			Results
		LTF			Max Peak impact [g] force	Impact duration at 38 [g] (if any) recorded: [ms]	Impact duration at 20 [g] (if any) recorded: [ms]	
PRO TECT 1	✓	5.1.1	Default flying position	Test sample is attached to the dummy like a pilot in flight. Sample temperature +20+25°C without rescue	26.56	0.00	13.43	POSITIV
PRO TECT 2	✓	5.1.1	Default flying position	Test sample is attached to the dummy like a pilot in flight. Sample temperature +20+25°C with rescue	25.25	0.00	13.88	POSITIV
PRO TECT 3	✓	5.1.1	Default flying position	Test sample is attached to the dummy like a pilot in flight. Sample temperature -10+5°C without rescue	0.00	0.00	0.00	n/a
PRO TECT 4	✓	5.1.1	Default flying position	Test sample is attached to the dummy like a pilot in flight. Sample temperature -10+5°C with rescue	0.00	0.00	0.00	n/a

C. RESCUE DEPLOYMENT RESISTANCE TEST

The deployment of the rescue system has to be ensured in all circumstances of flight. This test is to verify whether the force needed to deploy is in between reasonable limits

Test ID	TESTED ?	Standard Ref.	TEST setup	Anchoring		Force for single hand deployment		Result
		LTF		Attach- ment points	Dummy	Min.	Resistance measured [N]	
						Max. [N]		
RRDT	✓	6.1.5	Default flying position	Test sample is attached to the dummy like a pilot in flight.		20	24.0	POSITIV
				(no dummy required)		70		POSITIV

D. RESCUE DEPLOYMENT STRAP STRENGTH TEST

The connection between handgrip and inner container has to have sufficient load capacity/structural strength in any situation that may arise during normal use. During this test is verified, whether this connection fulfill the requirements

Test ID	TESTED ?	Standard Ref.		TEST setup	Minimum force [N]	Min.	Breaking resistance measured [N]	Result
		LTF	EN 12491			Test duration [s]		
RRST	✓	6.1.8	5.3.2	Connection strap in tensile testing machine	700	10	2161.0	POSITIV

Present declaration's scope only extends to the conformity of a given sample, on a given date and in a given place – as mentioned here above.

This declaration must not be reproduced in part without the written permission of AIR TURQUOISE SA.



HARNESS STRUCTURAL STRENGTH TEST

TEST REPORT PH ID 0

PH PARAGLIDERS HARNESS

PH 143.2015

Manufacturer name: **AIR MKG - Kortel Design**
 Harness manufacturer name: **Kool**
 Test place & date: **42165**
 Test responsible: **Alain Zoller**
 Atmosphere [°C] RH [%] [hPa]: **23.6 / 56 / 1025.6**
 Maximum certified pilot weight [kg]: **100**
 Serial number of the test sample: **KO-XS-007**

Directives: **EN 1651**

Test standard §: **5.3.2.1 (EN)**

Test setup: **Default flying position**

Anchoring:

Attachment points: **Both main riser attachments (3, 4)**

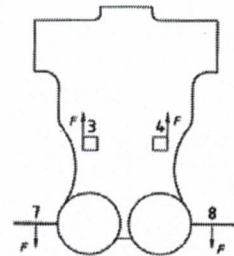
Dummy: **Default, hip fixed (7, 8)**

Required load in force [g] : **6**

Minimum load [N]: **6000**

Required test load in [N]: **612**

Min. duration [s]: **10**



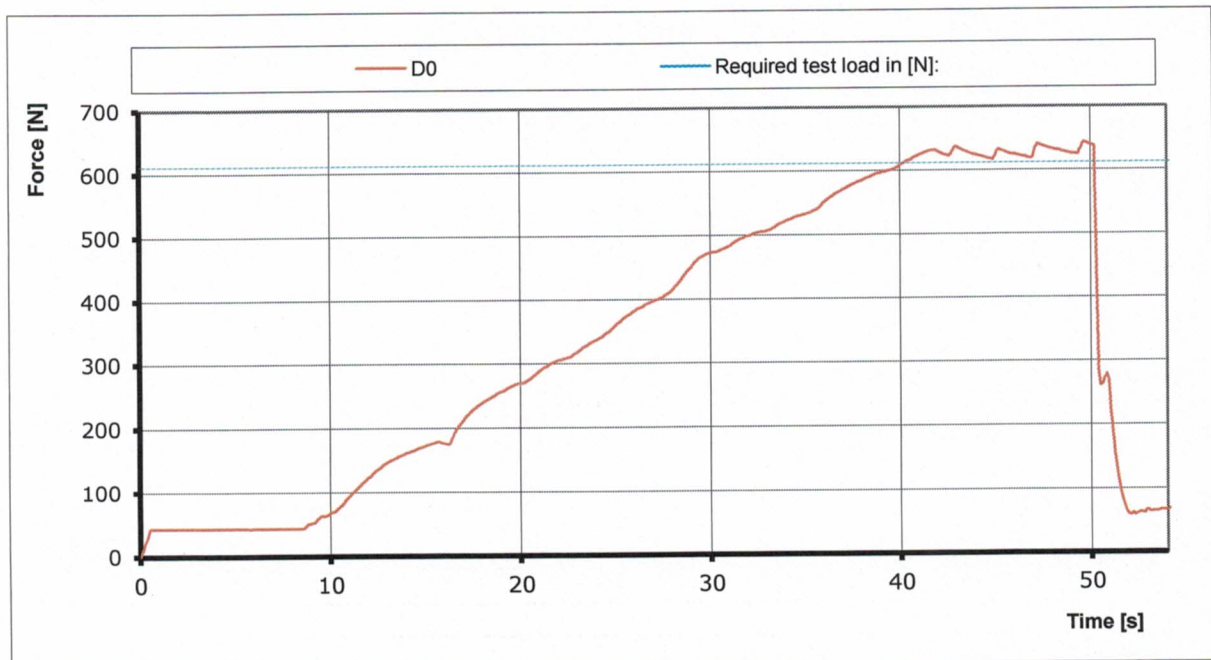
Results

Duration of maintained min. load [s]: **10.21**

Any signs of structural failure after this test: **no failure**

Test result: **POSITIV**

Graph: **D0**



Instruments	Validity	Manufacturer	Type nr.	S/N
Load sensor	2017			
Geos n°11 Skywatch	07.04.2017	JDC electronics	Geos n° 11	0022

HARNES STRUCTURAL STRENGTH TEST

TEST REPORT PH ID 1

PH PARAGLIDERS HARNES

PH 143.2015

Manufacturer name: **AIR MKG - Kortel Design**

Harnes manufacturer name: **Kool**

Test place & date: **42165**

Test responsible: **Alain Zoller**

Atmosphere [°C] RH [%] [hPa]: **23.6 / 56 / 1025.6**

Maximum certified pilot weight [kg]: **130**

Serial number of the test sample: **KO-XS-007**

Directives: NfL II 91 / 09

Test standard §: **4.2.1 a (LTF DV)**

Test setup: **Default flying position**

Anchoring:

Attachment points: **Both main riser attachments (3, 4)**

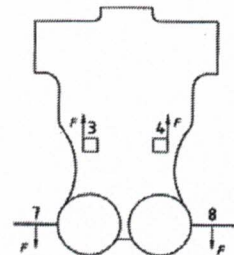
Dummy: **Default, hip fixed (7, 8)**

Required load in force [g] : **9**

Minimum load [N]: **9000**

Required test load in [N]: **1193**

Min. duration [s]: **10**



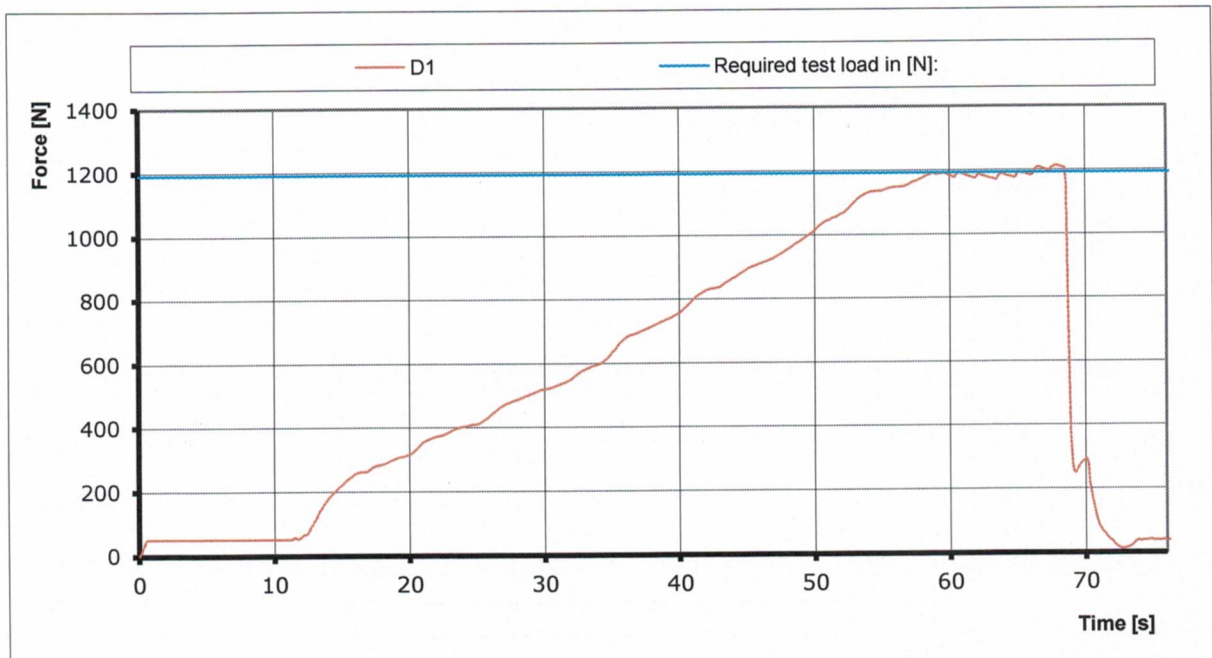
Results

Duration of maintained min. load [s]: **10.02**

Any signs of structural failure after this test: **no failure**

Test result: **POSITIV**

Graph: **D1**



Instruments	Validity	Manufacturer	Type nr.	S/N
Load sensor	2017	0	0	0
Geos n°11 Skywatch	07.04.2017	JDC electronics	Geos n° 11	0022

HARNES STRUCTURAL STRENGHT TEST

TEST REPORT PH ID 2

PH PARAGLIDERS HARNES

PH 143.2015

Manufacturer name: AIR MKG - Kortel Design

Harness manufacturer name: Kool

Test place & date: 42165

Test responsible: Alain Zoller

Atmosphere [°C] RH [%] [hPa]: 23.6 / 56 / 1025.6

Maximum certified pilot weight [kg]: 100

Serial number of the test sample: KO-XS-007

Directives: EN 1651

Test standard §: 5.3.2.2

Test setup: Default flying position

Anchoring:

Attachment points: Both main riser attachments (3, 4)

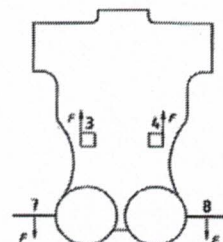
Dummy: Default, hip fixed (7, 8)

Required load in force [g]: 15

Min load [N]: 15 000

Required test load in [N]: 1529

Min. duration [s]: 5



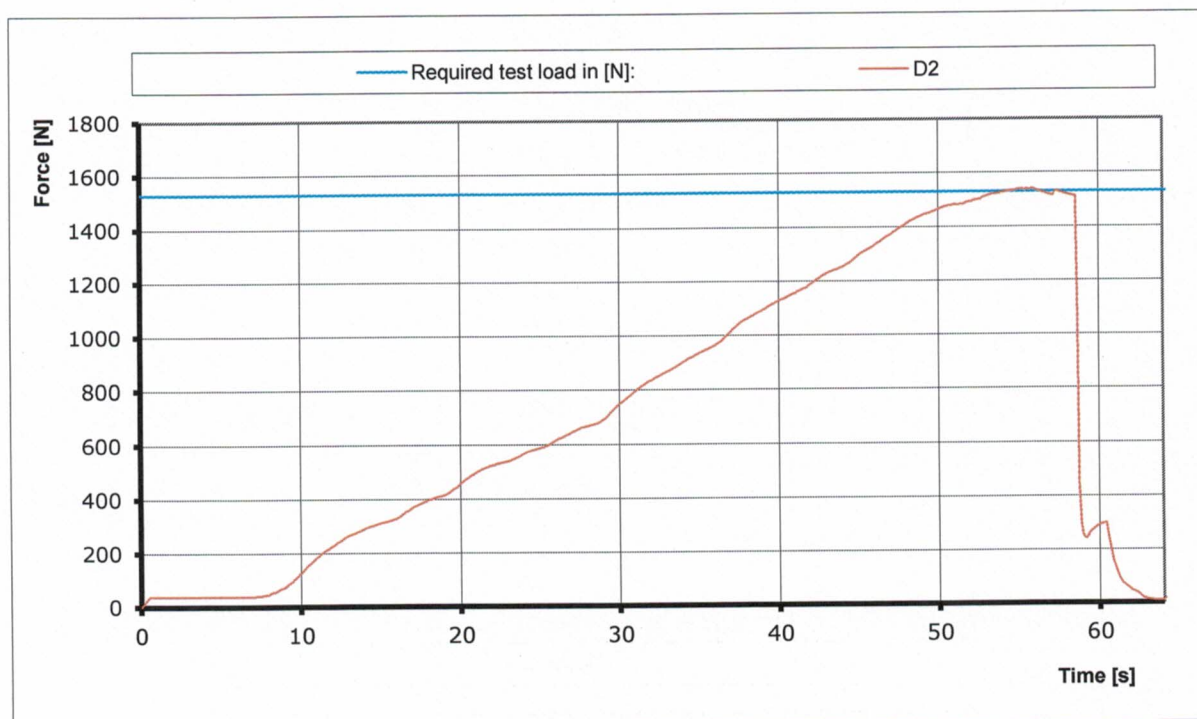
Results

Duration of maintained min. load [s]: 5.02

Any signs of structural failure after this test: no failure

Test result: POSITIV

Graph: D2



Instruments	Validity	Manufacturer	Type nr.	S/N
Load sensor	2017	0	0	0
Geos n°11 Skywatch	07.04.2017	JDC electronics	Geos n° 11	0022

HARNES STRUCTURAL STRENGHT TEST

TEST REPORT PH ID 3

PH PARAGLIDERS HARNES

PH 143.2015

Manufacturer name: **AIR MKG - Kortel Design**
 Harness manufacturer name: **Kool**
 Test place & date: **42165**
 Test responsible: **Alain Zoller**
 Atmosphere [°C] RH [%] [hPa]: **23.6 / 56 / 1025.6**
 Maximum certified pilot weight [kg]: **130**
 Serial number of the test sample: **KO-XS-007**

Directives: NfL II 91 / 09

Test standard §: **4.2.1.b**

Test setup: **Flying position before landing: seat board (11) in landing position, leg straps (10) closed.**

Attachment points: **Both of the main riser attachments attached (3 and 4);**

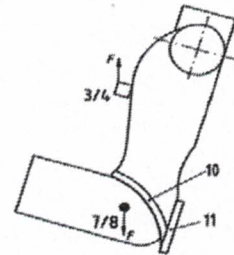
Dummy: **Default, hip fixed (7, 8)**

Required load in force [g] : **6**

Min load [N]: **6000**

Required test load in [N]: **795**

Min. duration [s]: **10**



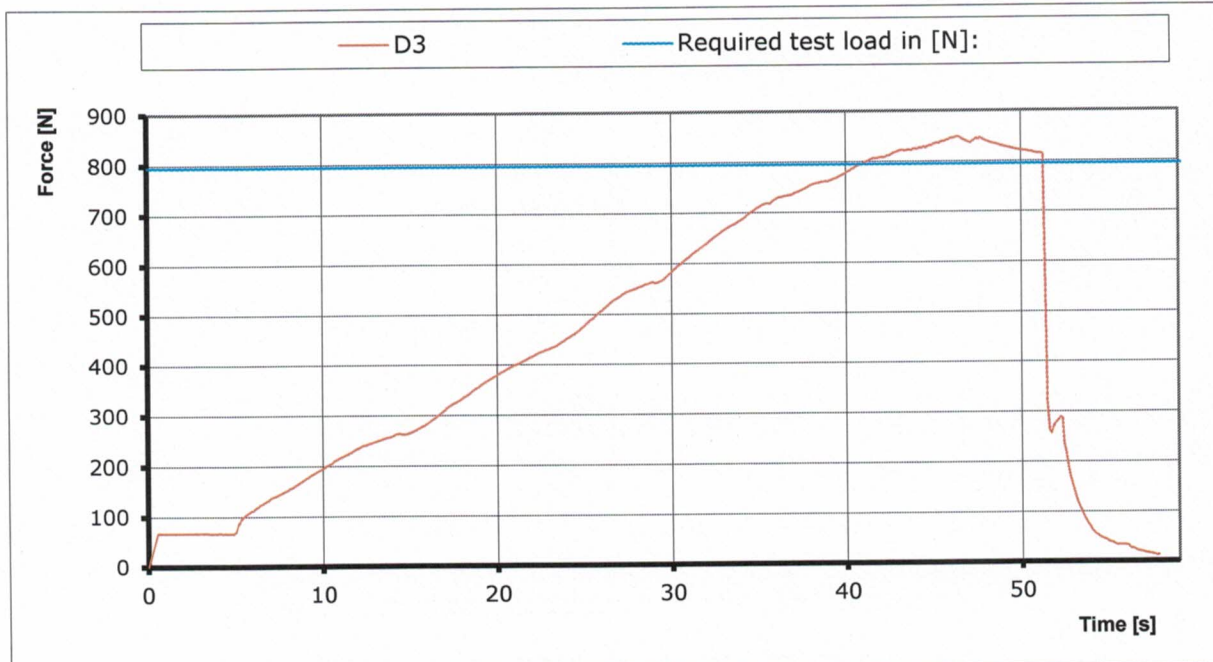
Results

Duration of maintained min. load [s]: **12.14**

Any signs of structural failure after this test: **no failure**

Test result: **POSITIV**

Graph: **D3**



Instruments	Validity	Manufacturer	Type nr.	S/N
Load sensor	2017	0	0	0
Geos n°11 Skywatc	07.04.2017	JDC electronics	Geos n° 11	0022

HARNES STRUCTURAL STRENGHT TEST

TEST REPORT PH **ID 4**

PH PARAGLIDERS HARNES

PH 143.2015

Manufacturer name: **AIR MKG - Kortel Design**

Harness manufacturer name: **Kool**

Test place & date: **42165**

Test responsible: **Alain Zoller**

Atmosphere [°C] RH [%] [hPa]: **23.6 / 56 / 1025.6**

Maximum certified pilot weight [kg]: **100**

Serial number of the test sample: **KO-XS-007**

Directives: EN 1651

Test standard §: **EN 5.3.2.7**

Flying position before landing: **seat**

Test setup: **board (11) in landing position, leg straps (10) closed.**

Anchoring:

Attachment points: **Both of the main riser attachments attached (3 and 4);**

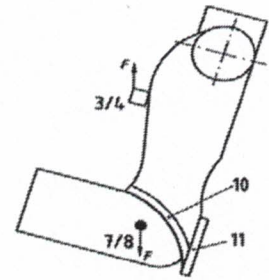
Dummy: **Default, hip fixed (7, 8)**

Required load in force [g] : **15**

Min load [N]: **15000**

Required test load in [N]: **1529**

Min. duration [s]: **5**



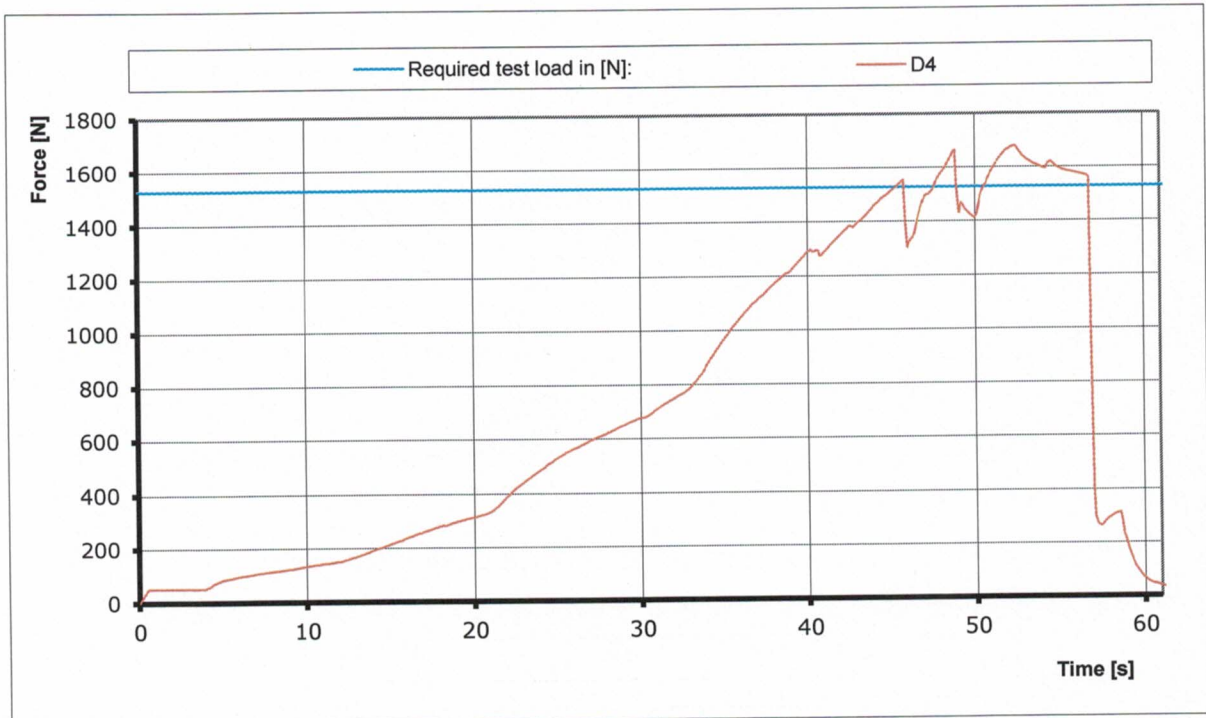
Results

Duration of maintained min. load [s]: **5.14**

Any signs of structural failure after this test: **no failure**

Test result: **POSITIV**

Graph: **D4**



Load sensor	2017	0	0	0
Geos n°11 Skywatch	42832	JDC electronics	Geos n° 11	0022
0	00.01.1900	0	0	0



HARNES STRUCTURAL STRENGTH TEST

TEST REPORT PH ID 5

PH PARAGLIDERS HARNES

PH 143.2015

Manufacturer name: **AIR MKG - Kortel Design**
 Harness manufacturer name: **Kool**
 Test place & date: **42165**
 Test responsible: **Alain Zoller**
 Atmosphere [°C] RH [%] [hPa]: **23.6 / 56 / 1025.6**
 Maximum certified pilot weight [kg]: **130**
 Serial number of the test sample: **KO-XS-007**

Directives: **NfL II 91 / 09**

Test standard §: **4.2.1.a rescue**

Test setup: **Rescue attachments**

Anchoring:

Attachment points: **Rescue riser attachments (1,2)**

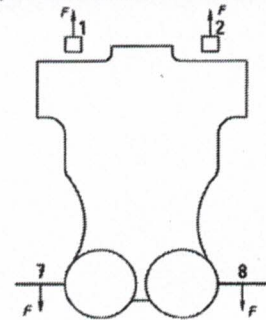
Dummy: **Hip fixed (7, 8)**

Required load in force [g]: **9**

Min load [N]: **9000**

Required test load in [N]: **1193**

Min. duration [s]: **10**



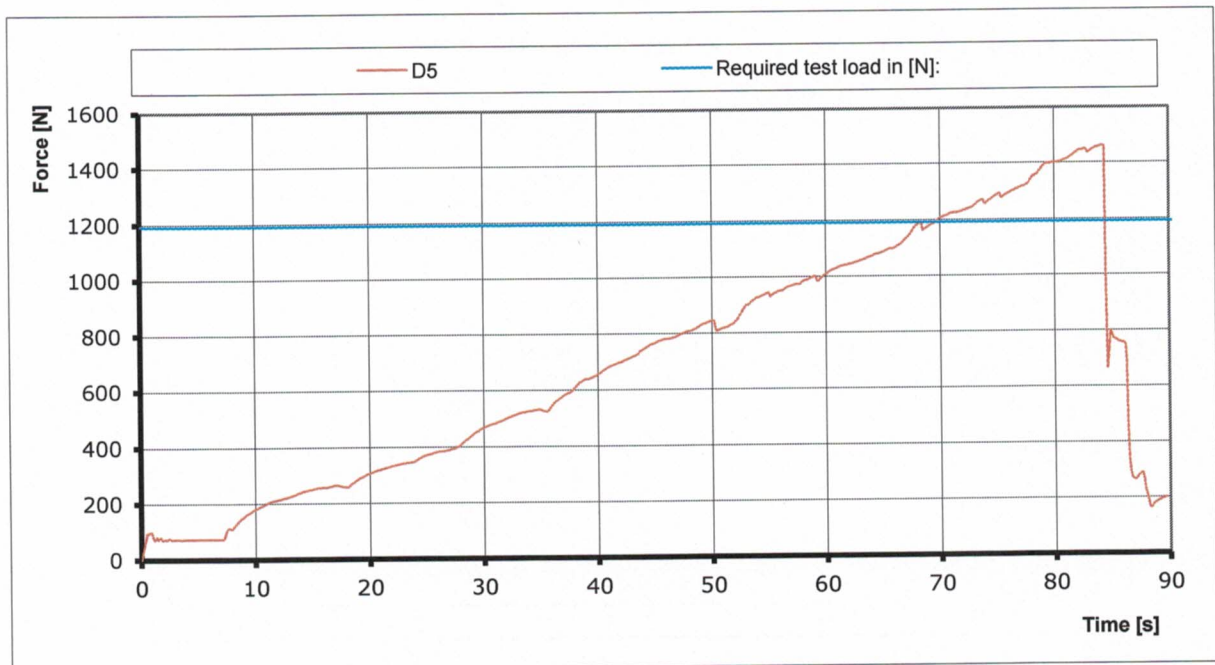
Results

Duration of maintained min. load [s]: **11.16**

Any signs of structural failure after this test: **no failure**

Test result: **POSITIV**

Graph: **D5**



Load sensor	2017	0	0	0
Geos n°11 Skywatc	42832	JDC electronics	Geos n° 11	0022
0	00.01.1900	0	0	0

HARNES STRUCTURAL STRENGHT TEST

TEST REPORT PH **ID 6**

PH PARAGLIDERS HARNES

PH 143.2015

Manufacturer name: **AIR MKG - Kortel Design**

Harness manufacturer name: **Kool**

Test place & date: **42165**

Test responsible: **Alain Zoller**

Atmosphere [°C] RH [%] [hPa]: **23.6 / 56 / 1025.6**

Maximum certified pilot weight [kg]: **100**

Serial number of the test sample: **KO-XS-007**

Directives: EN 1651

Test standard §: **5.3.2.4**

Test setup: **Rescue attachments**

Anchoring:

Attachment points: **Rescue riser attachments (1,2)**

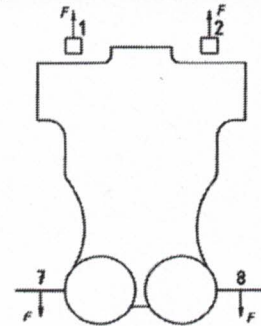
Dummy: **Hip fixed (7, 8)**

Required load in force [g]: **15**

Min load [N]: **15000**

Required test load in [N]: **1529**

Min. duration [s]: **5**



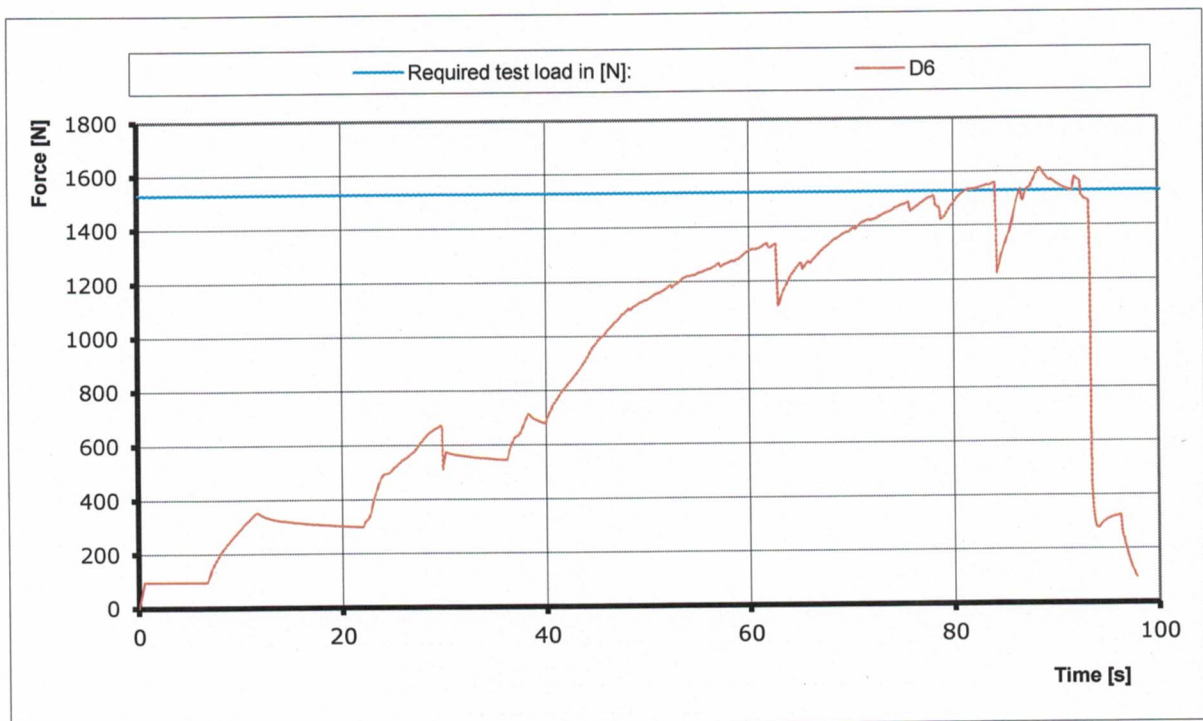
Results

Duration of maintained min. load [s]: **5.23**

Any signs of structural failure after this test: **no failure**

Test result: **POSITIV**

Graph: **D6**



HARNES STRUCTURAL STRENGHT TEST

TEST REPORT PH ID 7

PH PARAGLIDERS HARNES

PH 143.2015

Manufacturer name: AIR MKG - Kortel Design

Harnes manufacturer name: Kool

Test place & date: 42165

Test responsible: Alain Zoller

Atmosphere [°C] RH [%] [hPa]: 23.6 / 56 / 1025.6

Maximum certified pilot weight [kg]: 130

Serial number of the test sample: KO-XS-007

Directives: NfL II 91 / 09

Test standard §: 4.2.1.b rescue

Flying position before landing: seat board (11) in landing position, leg straps (10) closed.

Anchoring:

Attachment points: Both of the rescue riser attachments attached (1 and 2);

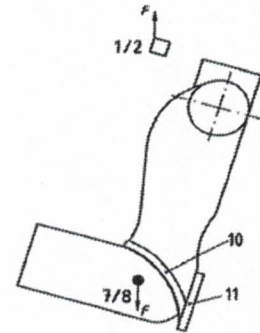
Dummy: Default, hip fixed (7, 8)

Required load in force [g] : 6

Min load [N]: 6000

Required test load in [N]: 795

Min. duration [s]: 10



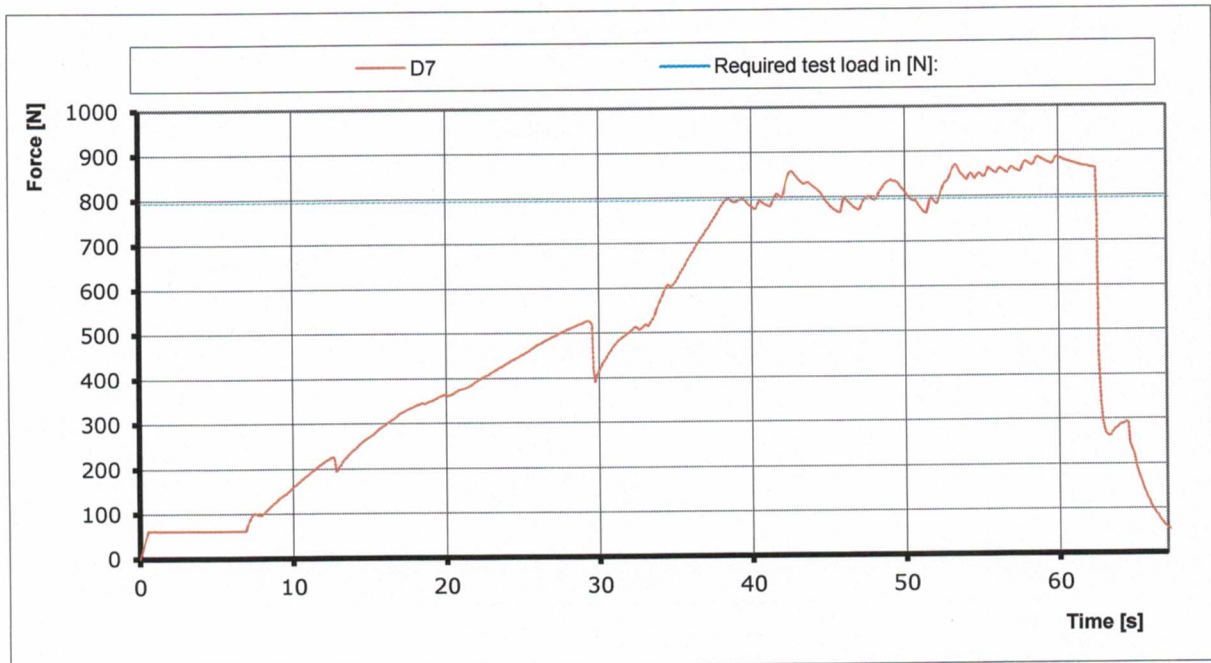
Results

Duration of maintained min. load [s]: 11.36

Any signs of structural failure after this test: no failure

Test result: POSITIV

Graph: D7



Load sensor	2017	0	0	0
Geos n°11 Skywatc	42832	JDC electronics	Geos n° 11	0022
0	00.01.1900	0	0	0

HARNES STRUCTURAL STRENGHT TEST

TEST REPORT PH **ID 8**

PH PARAGLIDERS HARNES

PH 143.2015

Manufacturer name: **AIR MKG - Kortel Design**
 Harness manufacturer name: **Kool**
 Test place & date: **42165**
 Test responsible: **Alain Zoller**
 Atmosphere [°C] RH [%] [hPa]: **23.6 / 56 / 1025.6**
 Maximum certified pilot weight [kg]: **100**
 Serial number of the test sample: **KO-XS-007**

Directives: EN 1651

Test standard §: **5.3.2.3**

Test setup: **Only one riser attached**

Anchoring:

Attachment points: **One main riser attachments (3)**

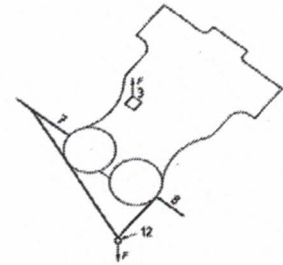
Dummy: **Hip fixed (7, 8 -> 12)**

Required load in force [g] : **6**

Min load [N]: **6000**

Required test load in [N]: **612**

Min. duration [s]: **10**



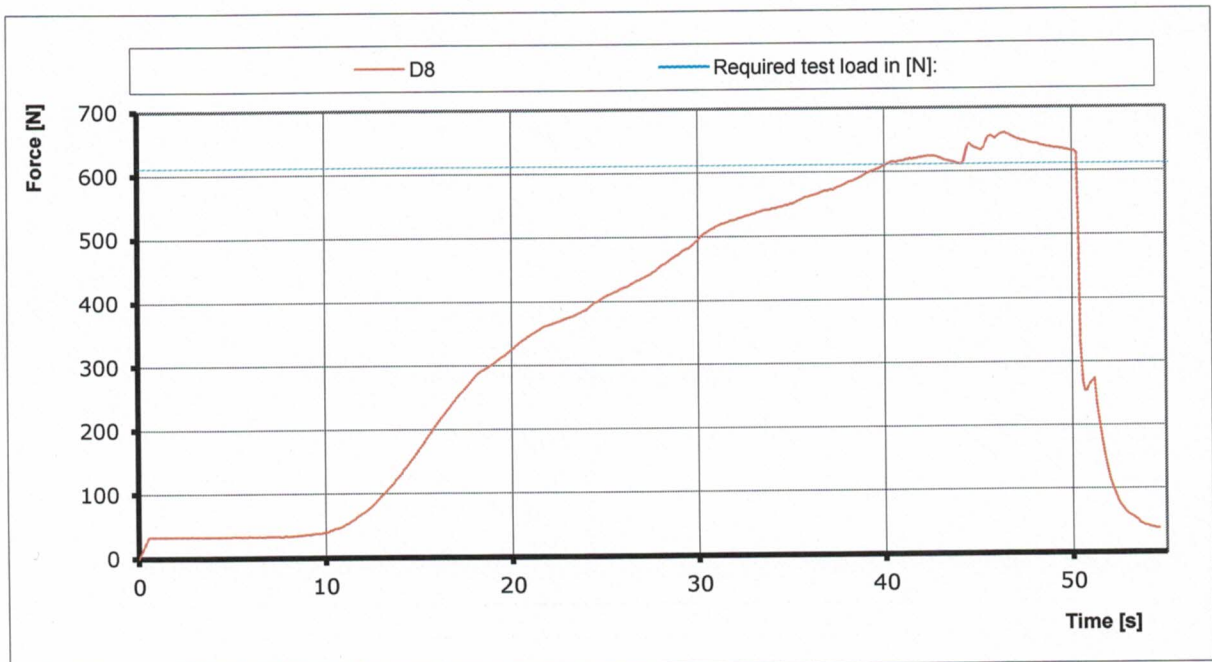
Results

Duration of maintained min. load [s]: **10.32**

Any signs of structural failure after this test: **no failure**

Test result: **POSITIV**

Graph: **D8**



Load sensor	2017	0	0	0
Geos n°11 Skywatc	42832	JDC electronics	Geos n° 11	0022
0	00.01.1900	0	0	0

HARNES STRUCTURAL STRENGTH TEST

TEST REPORT PH ID 10

PH PARAGLIDERS HARNES

PH 143.2015

Manufacturer name: **AIR MKG - Kortel Design**
 Harness manufacturer name: **Kool**
 Test place & date: **42165**
 Test responsible: **Alain Zoller**
 Atmosphere [°C] RH [%] [hPa]: **23.6 / 56 / 1025.6**
 Maximum certified pilot weight [kg]: **100**
 Serial number of the test sample: **KO-XS-007**

Directives: EN 1651

Test standard §: 5.3.2.6

Test setup: **Normal flying position in NEGATIF**

Anchoring:

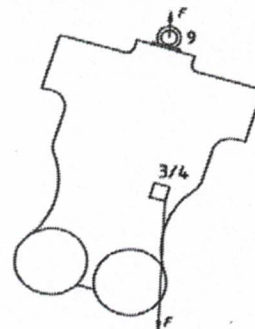
Attachment points: **ONE of the main riser attachments attached downwards(3 or 4);**
 Dummy: **Dummy anchored at the head position (9)**

Required load in force [g] : **4.5**

Min load [N]: **4500**

Required test load in [N]: **459**

Min. duration [s]: **10**



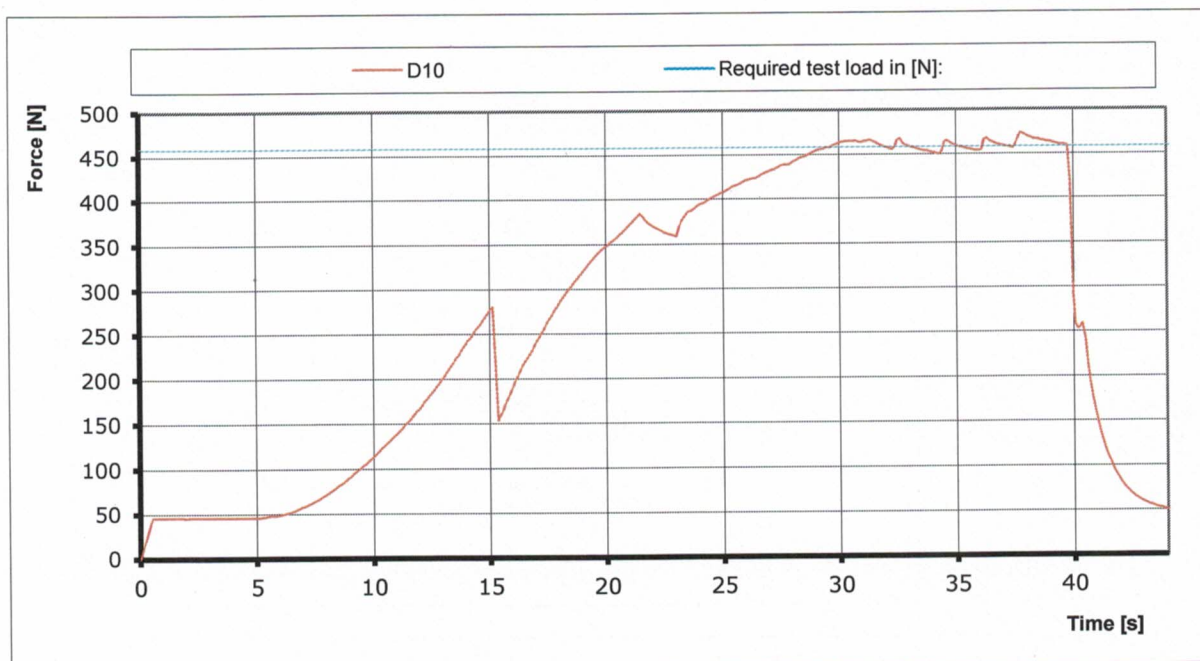
Results

Duration of maintained min. load [s]: **10.09**

Any signs of structural failure after this test: **no failure**

Test result: **POSITIV**

Graph: **D10**



Instruments	Validity	Manufacturer	Type nr.	S/N
Load sensor	2017	0	0	0
Geos n°11 Skywatc	07.04.2017	JDC electronics	Geos n° 11	0022

HARNESS STRUCTURAL STRENGTH TEST

TEST REPORT PH ID 11

PH PARAGLIDERS HARNESS

PH 143.2015

Manufacturer name: **AIR MKG - Kortel Design**

Harness manufacturer name: **Kool**

Test place & date: **42165**

Test responsible: **Alain Zoller**

Atmosphere [°C] RH [%] [hPa]: **23.6 / 56 / 1025.6**

Maximum certified pilot weight [kg]: **130**

Serial number of the test sample: **KO-XS-007**

Directives: **NfL II 91 / 09**

Test standard §: **4.2.1.c**

Test setup: **Pilot upside down flying position**

Anchoring:

Attachment points: **Both of the main riser attachments attached downwards (3 and 4);**

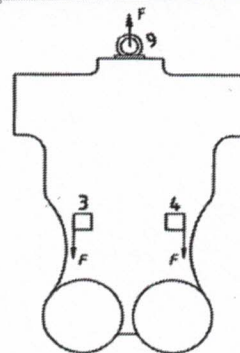
Dummy: **Dummy anchored at the head position (9)**

Required load in force [g] : **6**

Min load [N]: **6000**

Required test load in [N]: **795**

Min. duration [s]: **10**



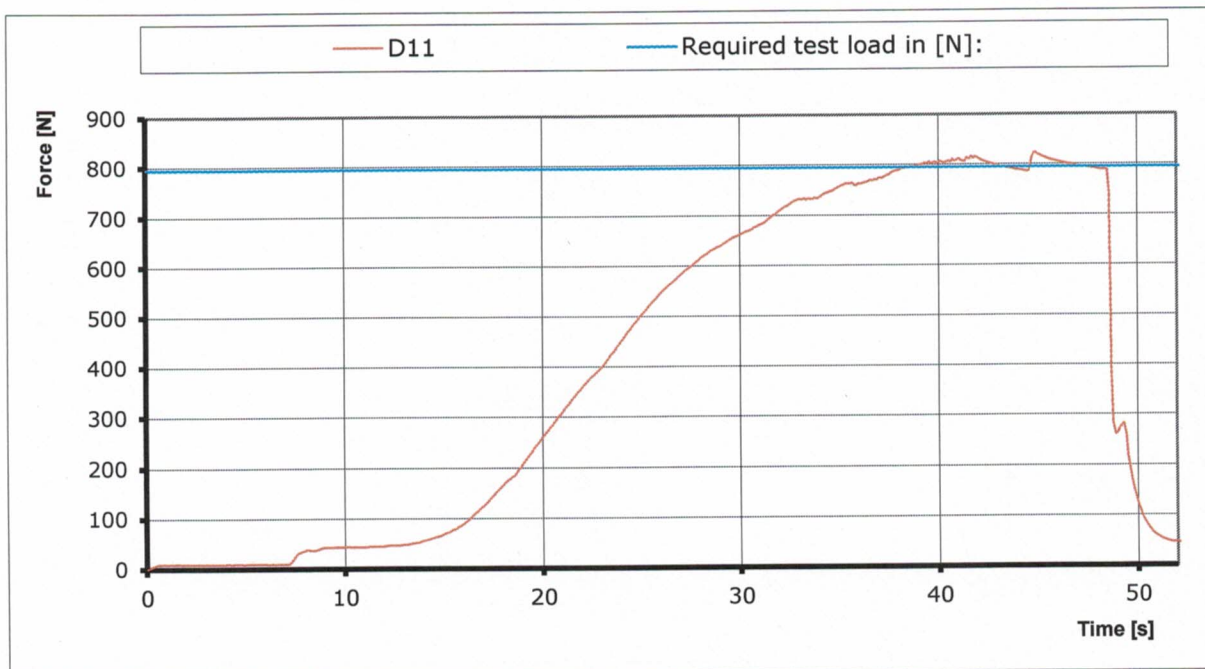
Results

Duration of maintained min. load [s]: **10.12**

Any signs of structural failure after this test: **no failure**

Test result: **POSITIV**

Graph: **D11**



Instruments	Validity	Manufacturer	Type nr.	S/N
Load sensor	2017	0	0	0
Geos n°11 Skywatch	07.04.2017	JDC electronics	Geos n° 11	0022

HARNESS STRUCTURAL STRENGTH TEST

TEST REPORT PH ID 12

PH PARAGLIDERS HARNESS

PH 143.2015

Manufacturer name: **AIR MKG - Kortel Design**
 Harness manufacturer name: **Kool**
 Test place & date: **42165**
 Test responsible: **Alain Zoller**
 Atmosphere [°C] RH [%] [hPa]: **23.6 / 56 / 1025.6**
 Maximum certified pilot weight [kg]: **130**
 Serial number of the test sample: **KO-XS-007**

Directives: **NfL II 91 / 09**

Test standard §: **4.2.1.c rescue**

Test setup: **Pilot upside down flying position**

Anchoring:

Attachment points: **Both of the rescue riser attachments attached downwards (1 and 2);**

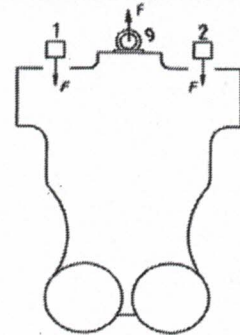
Dummy: **Dummy anchored at the head position (9)**

Required load in force [g] : **6**

Min load [N]: **6000**

Required test load in [N]: **795**

Min. duration [s]: **10**



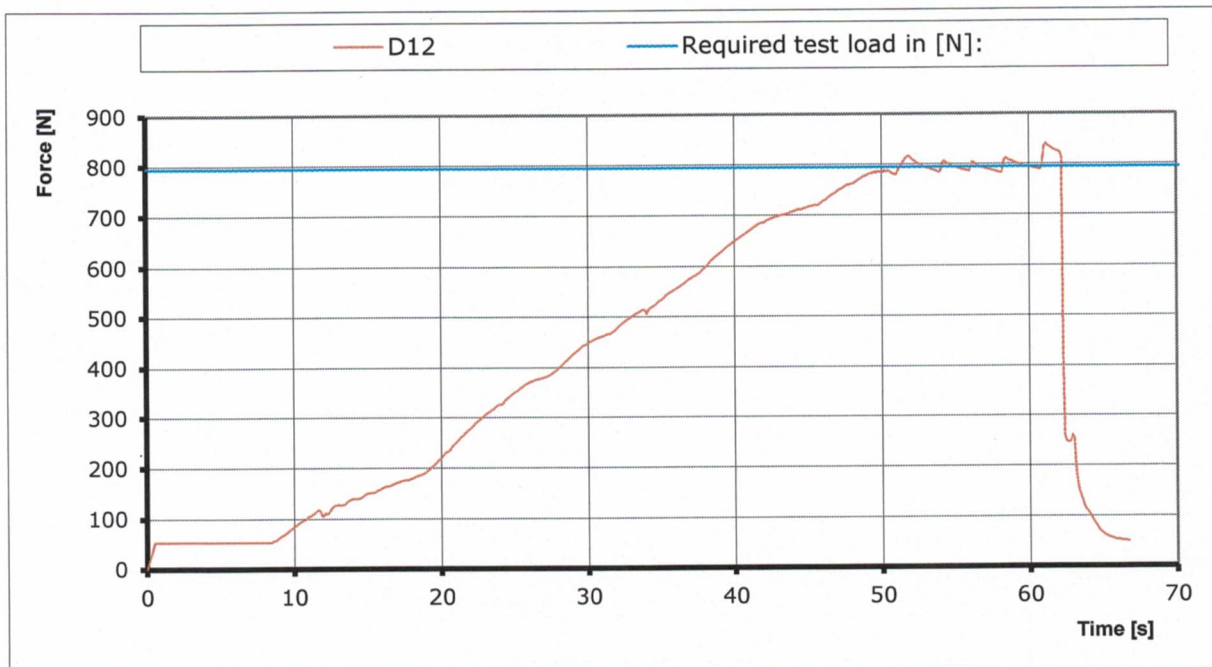
Results

Duration of maintained min. load [s]: **10.04**

Any signs of structural failure after this test: **no failure**

Test result: **POSITIV**

Graph: **D12**



Instruments	Validity	Manufacturer	Type nr.	S/N
Load sensor	2017	0	0	0
Geos n°11 Skywatch	07.04.2017	JDC electronics	Geos n° 11	0022

HARNESS STRUCTURAL STRENGTH TEST

TEST REPORT PH ID ST

PH PARAGLIDERS HARNESS

PH 143.2015

Manufacturer name: **AIR MKG - Kortel Design**
Harness manufacturer name: **Kool**
Test place & date: **42165**
Test responsible: **Alain Zoller**
Atmosphere [°C] RH [%] [hPa]: **23.6 / 56 / 1025.6**
Maximum certified pilot weight [kg]: **130**
Serial number of the test sample: **KO-XS-007**

Directives: Nfl II 91 / 09

Test standard §: 6.1.5

The deployment of the rescue system has to be ensured in all circumstances, especially with a damaged glider.

The pilot has to be able to deploy the rescue chute with a single pull out of the outer container, single handed and in an anatomical favorable direction.

In order to simulate this, the test responsible deploys the rescue seated in the harness. In a similar way as in real flight. The deployment resistance is approximately measured by the load cell, which is placed between the hand of the test responsible and the rescue hand grip.

On the other hand inadvertent deployment has to be fairly remote. Therefore a shear link has to withstand a minimum load.

Requirements [kN]: **0.07**

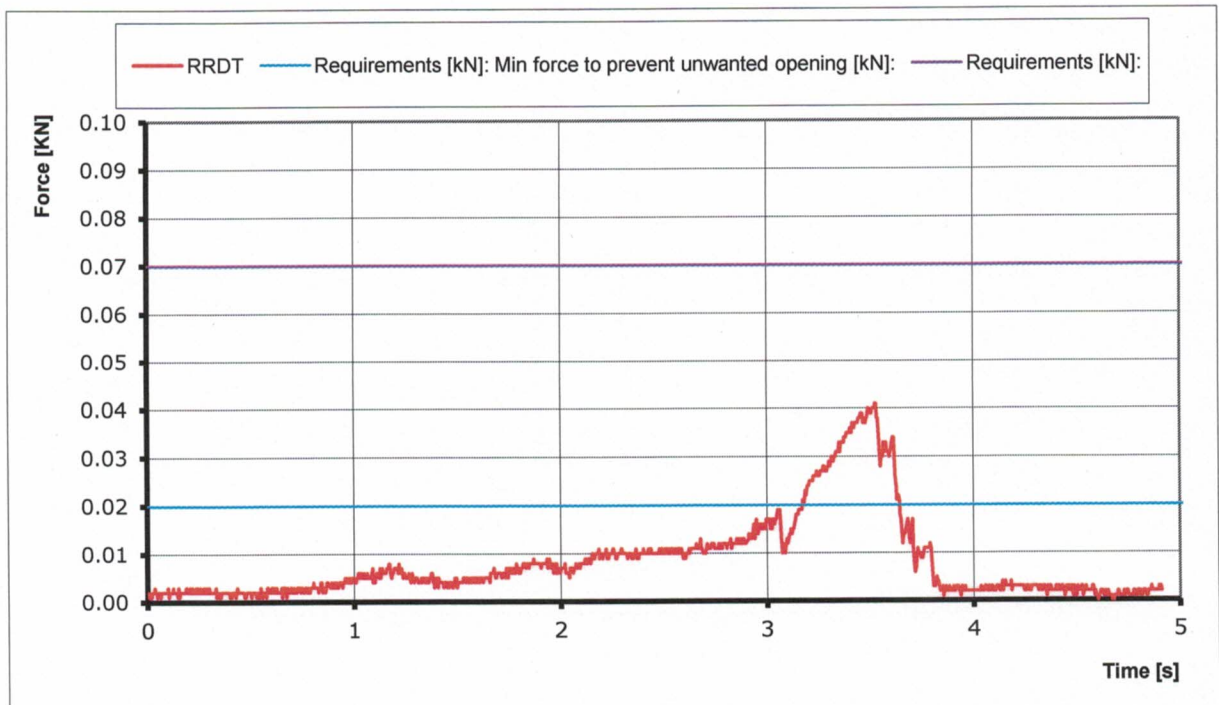
Min force to prevent unwanted opening [kN]: **0.02**

Measured peak to peak required force for deployment [kN]:

Test result 20 [N]: **na**

Test result 70 [N]: **na**

Graph: **RRDT**



HARNES STRUCTURAL STRENGTH TEST

TEST REPORT PH ID RD

PH PARAGLIDERS HARNES

PH 143.2015

Manufacturer name: **AIR MKG - Kortel Design**

Harnes manufacturer name: **Kool**

Test place & date: **42165**

Test responsible: **Alain Zoller**

Atmosphere [°C] RH [%] [hPa]: **23.6 / 56 / 1025.6**

Maximum certified pilot weight [kg]: **130**

Serial number of the test sample: **KO-XS-007**

Directives: EN 12491 & NF I 91 / 09

Test standard §: 5.3.2 (EN 12491) & 6.1.8 (LTF)

Test setup: The handgrip of the outer container has to be connected to the inner container with a removable loop in a way that it is possible to use the inner container with different types of outer containers.

The connection between handgrip and inner container has to have sufficient load capacity/structural strength in any situation that may arise during normal operation.

In order to verify this, the connection is tested on its tensile strength by a default tensile testing setup.

In addition to this the breaking resistance will also be measured.

Requirements[kN]: **0.7**

Requirements[s]: **10**

Results

Duration of maintained load [s]: **1851.56**

Breaking resistance [kN]: **2.16**

Test result: **POSITIV**

Graph: **RRST**

