



# DECLARATION of CONFIRMITY

## PARAGLIDERS HARNESS

PH

Air Turquoise SA, having thoroughly assessed the sample mentioned hereunder, declare it was found  
:conform with :all requirements defined by the following norms

European Standard EN1651 September 1999

European Standard EN12491 September 2001

Airworthiness requirements for hang gliders and paragliders LTF 2009 as published in NfL 91/09

Declaration conformity number:

PH\_136.2015

### TEST SAMPLE DATA

Manufacturer name: On Paraglider  
Contact person: Aline Pulo  
Street: 408, av. de la Résistance  
Post code / place: 38920 Crolles  
Country: France

Harness manufacturer name: On one  
Harness manufacturer size: M  
Serial number of the test sample: 2014-001  
Harness type: ABS  
Maximum certified pilot weight (kg): 110  
Harness protector type: n/a  
Harness weight (kg) : 5.8

Volume reserve parachute container (cm3) Min: 6000 Max: 7800

Atmosphere [°C] [Hum] [hPa]: 22.3 / 43 / 1019.8

Test responsible: Alain Zoller  
Inspection place: Villeneuve  
Sample reception date: 02.04.2015

Place of declaration: Villeneuve

Date of issue: 15.05.2015

Director management: Alain Zoller

Signature: \_\_\_\_\_



Present declaration's scope only extends to the conformity of a given sample, on a given date and in a given place – as mentioned here above.

This declaration must not be reproduced without the written permission of AIR TURQUOISE SA.

Declaration conformity number: **PH\_136.2015**

## A. STRUCTURAL STRENGTH TESTS

A test plan was set up in order to execute the different tests in an efficient order. The table below summarizes this test plan together with the applicable standards and results

Test ID	TESTED ?	Standard Ref.		TEST setup	Anchoring		Forces		Min. Test duration [sec]	Result
		EN 1651	LTF		Attach -ment points	Dummy	Req. Load in g	Min. force [N]		
R0	✓	5.3.2.1		Default flying position	2 main attachment points	Hip fixated	6g	6000	10	POSITIV
R1			4.2.1.a				9g	9000		n/a
R2	✓	5.3.2.2					15g	15000	5	POSITIV
R3			4.2.1.b	Default, landing position	2 main att. points	Hip fixated,	6g	6000	10	n/a
R4	✓	5.3.2.7				landing conf.	15g	15000	5	POSITIV
R5			4.2.1.a rescue	Rescue	2 rescue att. Pnts.	Hip fixated	9g	9000	10	n/a
R6	✓	5.3.2.4					15g	15000	5	POSITIV
R7			4.2.1.b rescue				Rescue, landing	Hip fixated, landing conf.	6g	6000
R8	✓	5.3.2.3		One riser	ONE main att.	1 central hip fixation	6g	6000	10	POSITIV
R9			4.2.1.d	Towing	2 main att. + 2 tow att.	None	3g	3000	10	n/a
		5.3.2.5					5g	5000		
R10	✓	5.3.2.6		Default, Negatif	One main att.	Head fix.	4.5g	4500	10	POSITIV
R11			4.2.1.c	Upside down	2 main att. downw.	Head fix.	6g	6000	10	n/a
R12			4.2.1.c rescue	Upside down rescue	2 rescue att. downw.		6g	6000	10	n/a

Present declaration's scope only extends to the conformity of a given sample, on a given date and in a given place – as mentioned here above.

Declaration conformity number: **PH\_136.2015**

**B. PARAGLIDER HARNESS BACK PROTECTORS**

Shock impact tests have to be executed on these harnesses in order to prove the damping characteristics of it. Most paraglider harnesses are equipped with a protection device that damps the shock on the pilot's spine during a hard landing

Test ID	TESTED ?	Standard Ref.:	TEST setup	Anchoring		Impact				Result
		LTF		Attach-ment points	Dummy	Max. tolerated peak impact in g	Max Peak impact measured	Impact duration of +38 g (if any) recorded:	Impact duration of +20 g (if any) recorded:	
PRO TECT 1		5.1.1	Default flying position	Test dummy is attached to the harness like a pilot in flight. +20-25°		+50g				n/a
PRO TECT 1		5.1.1	Default flying position	Test dummy is attached to the harness like a pilot in flight. +20-25° with rescue		+50g				n/a
PRO TECT 1		5.1.1	Default flying position	Test dummy is attached to the harness like a pilot in flight. -5-10°		+50g				n/a
PRO TECT 1		5.1.1	Default flying position	Test dummy is attached to the harness like a pilot in flight. -5-10° with rescue		+50g				n/a

**C. RESCUE DEPLOYMENT RESISTANCE TEST**

The deployment of the rescue system has to be ensured in all circumstances of flight. This test is to verify whether the force needed to deploy is in between reasonable limits

Test ID	TESTED ?	Standard Ref.	TEST setup	Anchoring		Force for single hand deployment			Result
		LTF		Attach-ment points	Dummy	Min. force [N]	Max. force [N]	Resistance measured [N]	
RRDT	✓	6.1.5	Default flying position	Test responsible is attached to the harness like a pilot in flight. (no dummy required)		20 N	70 N	24.0	POSITIV

**D. RESCUE DEPLOYMENT STRAP STRENGTH TEST**

The connection between handgrip and inner container has to have sufficient load capacity/structural strength in any situation that may arise during normal use. During this test is verified, whether this connection fulfill the requirements

Test ID	TESTED ?	Standard Ref.		TEST setup	Minimum force [N]	Min. Test duration	Breaking resistance measured [N]	Result
		LTF	EN 12491			[s]		
RRST	✓	6.1.8	5.3.2	Connection strap in tensile testing machine	700N	10	1339.0	POSITIV

Present declaration's scope only extends to the conformity of a given sample, on a given date and in a given place – as mentioned here above.

End of declaration

# INSPECTION REPORT

PH\_136.2015

## HARNESS STRUCTURAL STRENGTH TEST

**Test ID 0**

**Manufacturer name:** On Paraglider

**Harness manufacturer name:** On one

**Test place & date:** Villeneuve

**Test responsible:** Alain Zoller

**Atmosphere [°C] [Hum] [hPa]:** 22.3 / 43 / 1019.8

**Maximum certified pilot weight [kg]:** 110

**Standard** EN 1651

**Test standard §:** 5.3.2.1 (EN)

**Test setup:** Default flying position

**Anchoring:**

**Attachment points:** Both main riser attachments (3, 4)

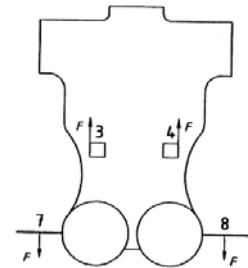
**Dummy:** Default, hip fixed (7, 8)

**Required load in g :** 6

**Minimum load [N]:** 6000

**Required test load in kg:** 673

**Min. duration [s]:** 10



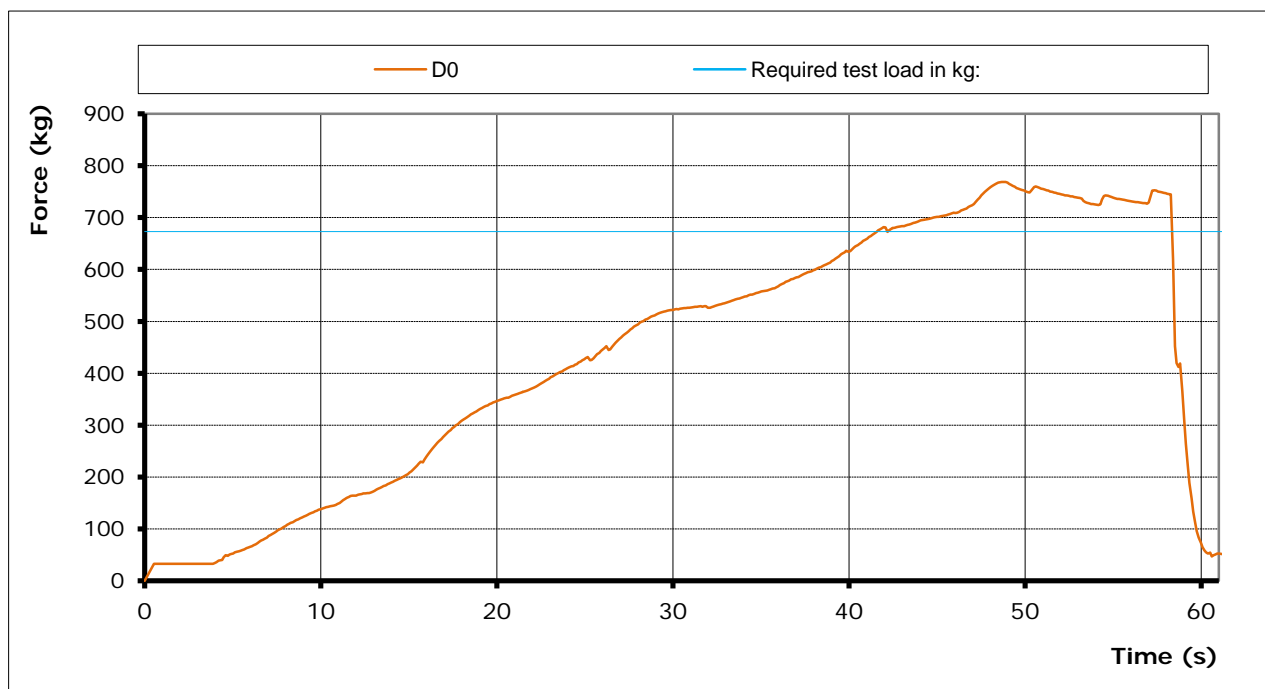
### Results

**Duration of maintained min. load [s]:** 11.96

**Any signs of structural failure after this test:** No visible failure

**Test result:** POSITIV

**Graph:** D0



# INSPECTION REPORT

PH\_136.2015

## HARNESS STRUCTURAL STRENGTH TEST

**Test ID 2**

**Manufacturer name:** On Paraglider  
**Harness manufacturer name:** On one  
**Test place & date:** Villeneuve  
**Test responsible:** Alain Zoller  
**Atmosphere [°C] [Hum] [hPa]:** 22.3 / 43 / 1019.8  
**Maximum certified pilot weight [kg]:** 110

### Standard EN 1651

**Test standard §:** 5.3.2.2

**Test setup:** Default flying position

**Anchoring:**

**Attachment points:** Both main riser attachments (3, 4)

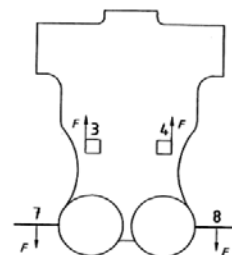
**Dummy:** Default, hip fixed (7, 8)

**Required load in g:** 15

**Min load [N]:** 15 000

**Required test load in kg:** 1682

**Min. duration [s]:** 5



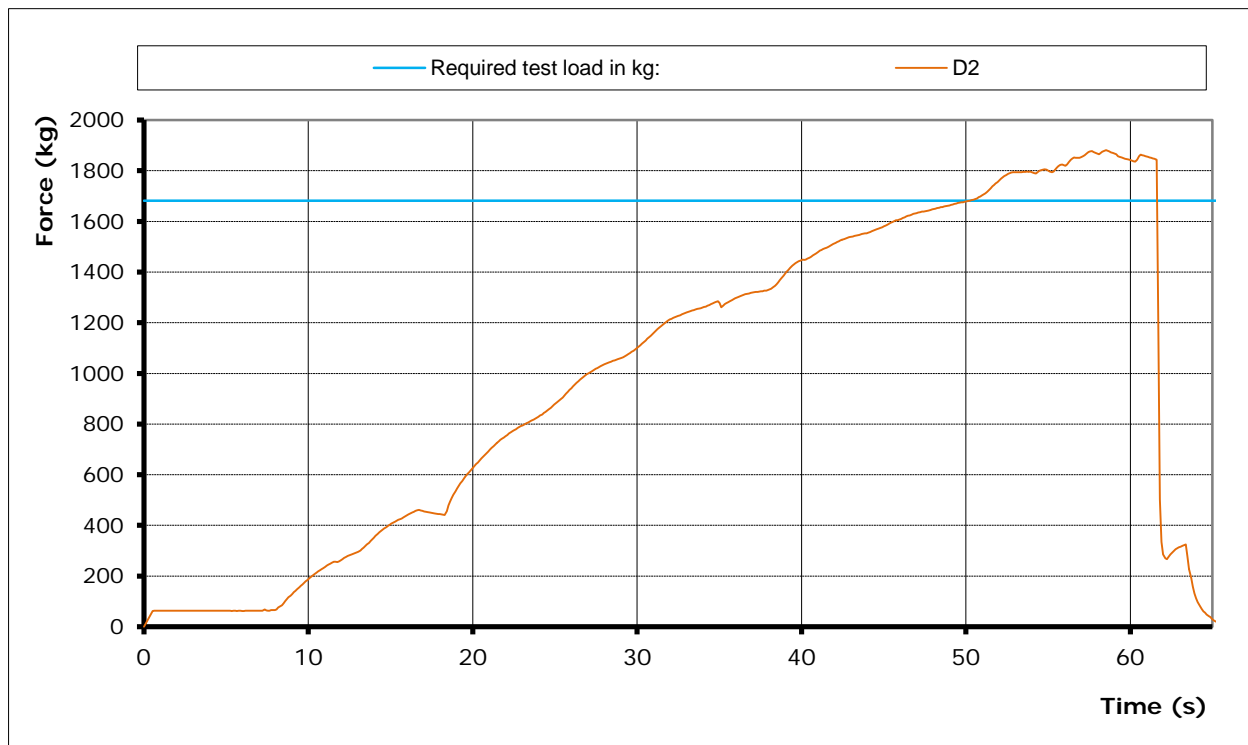
### Results

**Duration of maintained min. load [s]:** 10.23

**Any signs of structural failure after this test:** No visible failure

**Test result:** POSITIV

**Graph:** D2



# INSPECTION REPORT

PH\_136.2015

## HARNESS STRUCTURAL STRENGTH TEST

**Test ID 4**

**Manufacturer name:** On Paraglider  
**Harness manufacturer name:** On one  
**Test place & date:** Villeneuve  
**Test responsible:** Alain Zoller  
**Atmosphere [°C] [Hum] [hPa]:** 22.3 / 43 / 1019.8  
**Maximum certified pilot weight [kg]:** 110

**Standard** EN 1651

**Test standard §:** EN 5.3.2.7

**Test setup:** Flying position before landing: seat  
 board (11) in landing position, leg straps (10) closed.

**Anchoring:**

**Attachment points:** Both of the main riser attachments attached (3 and 4);

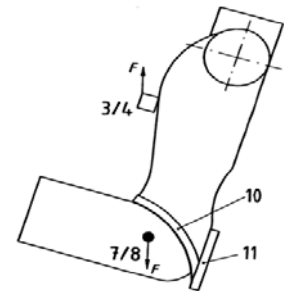
**Dummy:** Default, hip fixed (7, 8)

**Required load in g:** 15

**Min load [N]:** 15000

**Required test load in kg:** 1682

**Min. duration [s]:** 5



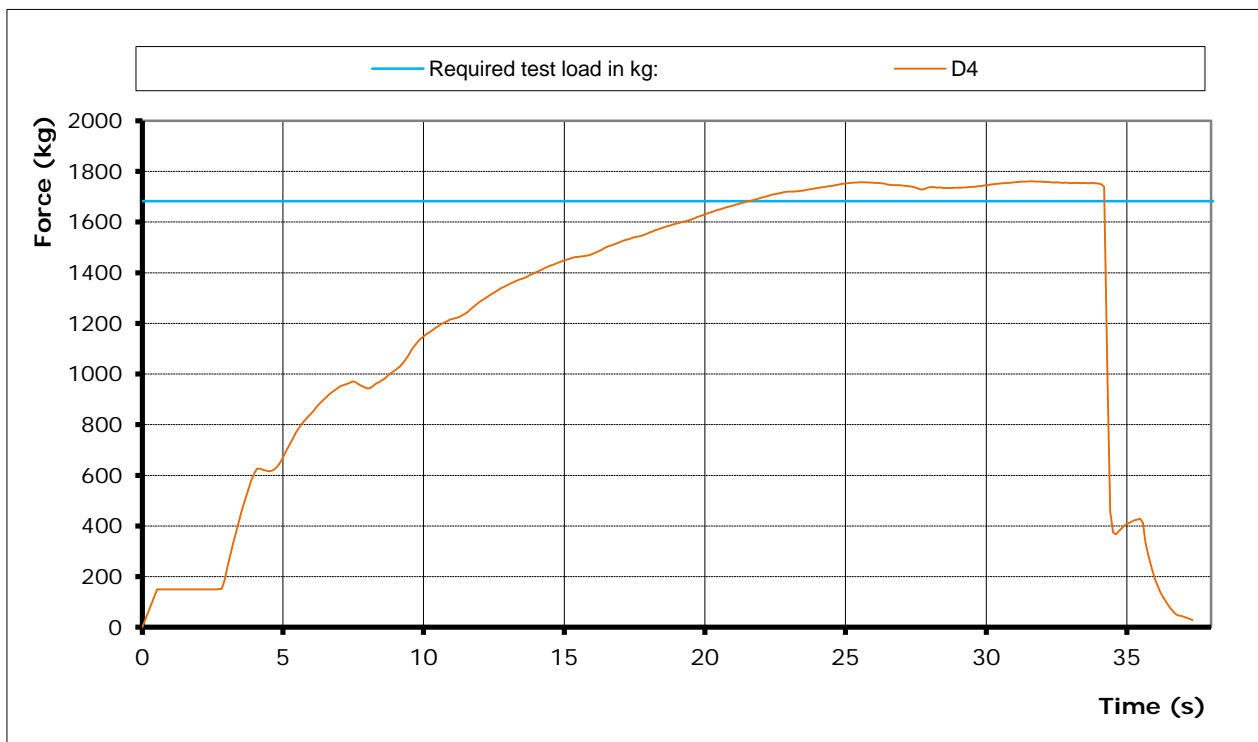
### Results

**Duration of maintained min. load [s]:** 10.82

**Any signs of structural failure after this test:** No visible failure

**Test result:** POSITIV

**Graph:** D4



# INSPECTION REPORT

PH\_136.2015

## HARNESS STRUCTURAL STRENGTH TEST

**Test ID 6**

**Manufacturer name:** On Paraglider  
**Harness manufacturer name:** On one  
**Test place & date:** Villeneuve  
**Test responsible:** Alain Zoller  
**Atmosphere [°C] [Hum] [hPa]:** 22.3 / 43 / 1019.8  
**Maximum certified pilot weight [kg]:** 110

### Standard EN 1651

**Test standard §:** 5.3.2.4

**Test setup:** Rescue attachments

**Anchoring:**

**Attachment points:** Rescue riser attachments (1,2)

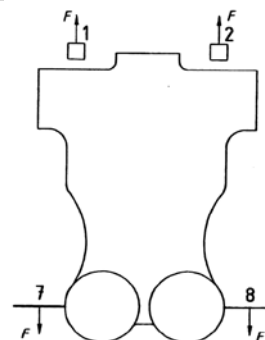
**Dummy:** Hip fixed (7, 8)

**Required load in g:** 15

**Min load [N]:** 15000

**Required test load in kg:** 1682

**Min. duration [s]:** 5



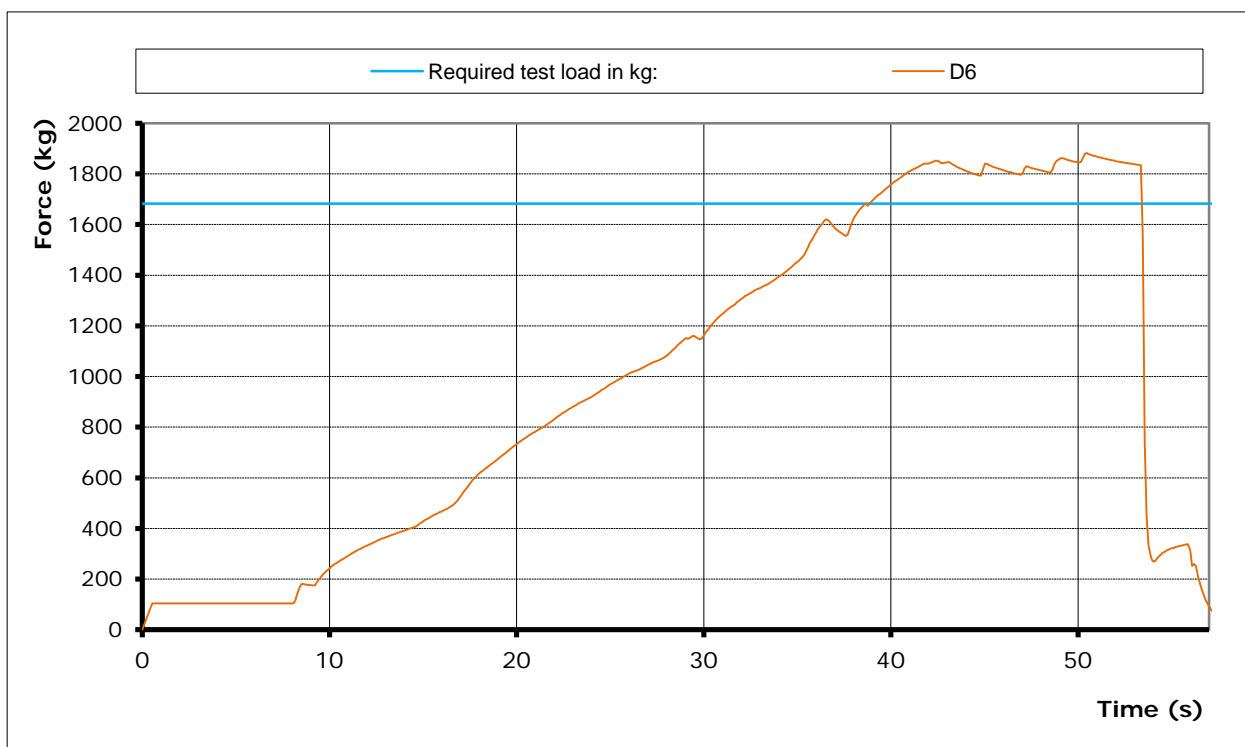
### Results

**Duration of maintained min. load [s]:** 13.97

**Any signs of structural failure after this test:**

**Test result:** POSITIV

**Graph:** D6



# INSPECTION REPORT

PH\_136.2015

## HARNESS STRUCTURAL STRENGTH TEST

### Test ID 8

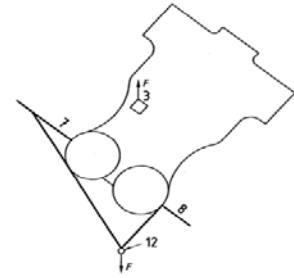
**Manufacturer name:** On Paraglider  
**Harness manufacturer name:** On one  
**Test place & date:** Villeneuve  
**Test responsible:** Alain Zoller  
**Atmosphere [°C] [Hum] [hPa]:** 22.3 / 43 / 1019.8  
**Maximum certified pilot weight [kg]:** 110

**Standard** EN 1651

**Test standard §:** 5.3.2.3

**Test setup:** Only one riser attached

**Anchoring:** **Attachment points:** One main riser attachments (3)  
**Dummy:** Hip fixed (7, 8 -> 12)  
**Required load in g:** 6  
**Min load [N]:** 6000  
**Required test load in kg:** 673  
**Min. duration [s]:** 10



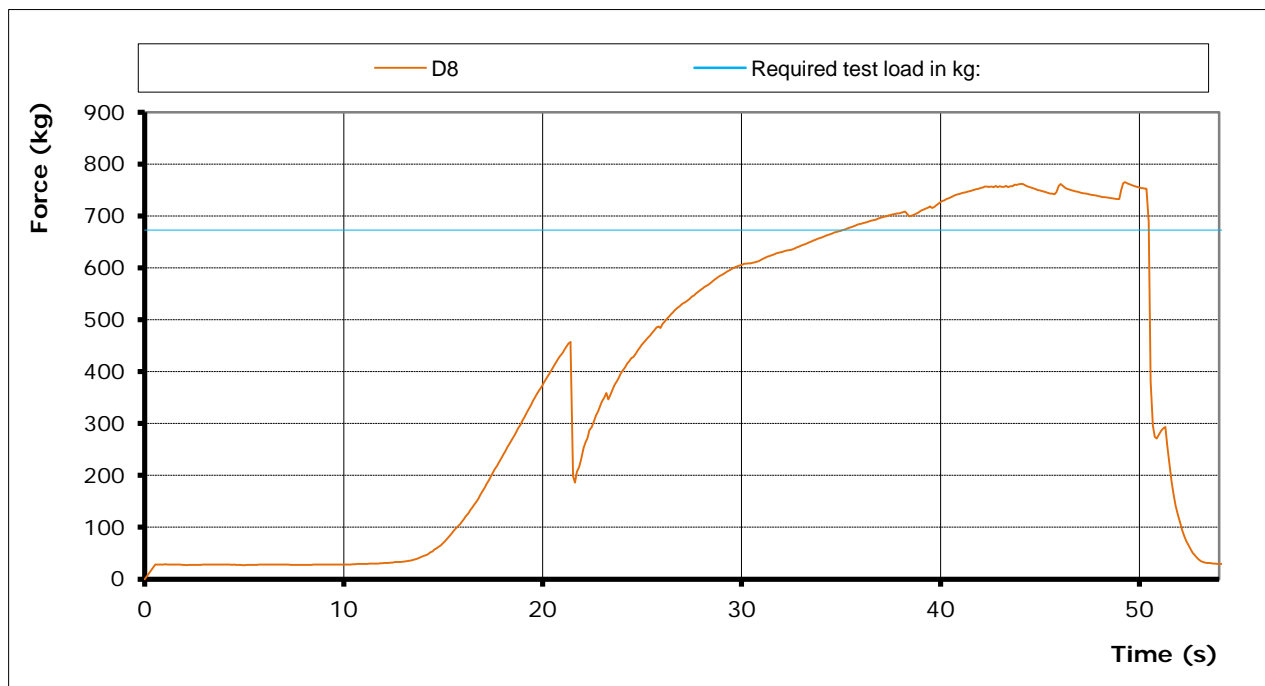
### Results

**Duration of maintained min. load [s]:** 11.24

**Any signs of structural failure after this test:** No visible failure

**Test result:** POSITIV

**Graph:** D8





# INSPECTION REPORT

PH\_136.2015

## HARNESS STRUCTURAL STRENGTH TEST

**Test ID 10**

**Manufacturer name:** On Paraglider  
**Harness manufacturer name:** On one  
**Test place & date:** Villeneuve  
**Test responsible:** Alain Zoller  
**Atmosphere [°C] [Hum] [hPa]:** 22.3 / 43 / 1019.8  
**Maximum certified pilot weight [kg]:** 110

### Standard EN 1651

**Test standard §:** 5.3.2.6

**Test setup:** Normal flying position in NEGATIF

**Anchoring:**

**Attachment points:** ONE of the main riser attachments attached downwards(3 or 4);

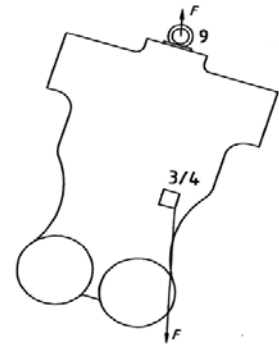
**Dummy:** Dummy anchored at the head position (9)

**Required load in g:** 4.5

**Min load [N]:** 4500

**Required test load in kg:** 505

**Min. duration [s]:** 10



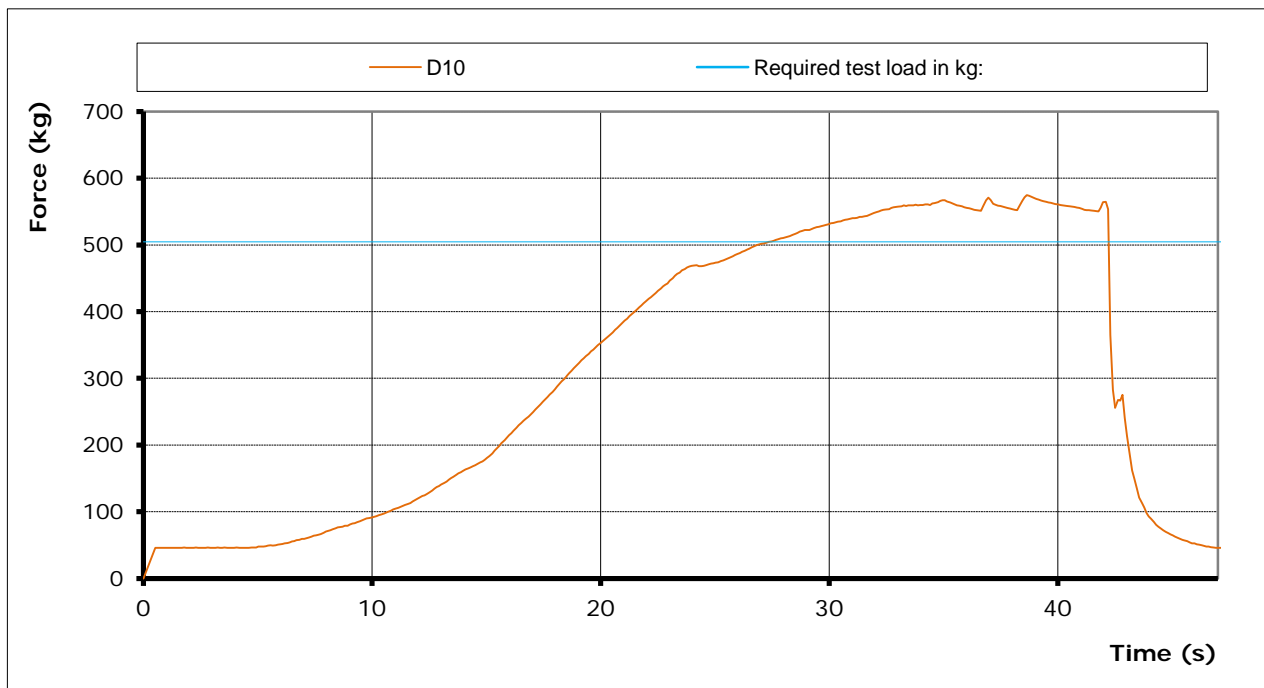
### Results

**Duration of maintained min. load [s]:** 10.46

**Any signs of structural failure after this test:** No visible failure

**Test result:** POSITIV

**Graph:** D10



# INSPECTION REPORT

PH\_136.2015

## Rescue deployment resistance test

## Test ID resc depl

**Manufacturer name:** On Paraglider  
**Harness manufacturer name:** On one  
**Test place & date:** Villeneuve  
**Test responsible:** Alain Zoller  
**Atmosphere [°C] [Hum] [hPa]:** 22.3 / 43 / 1019.8  
**Maximum certified pilot weight [kg]:** 110

**Standard** Nfi II 91 / 09

**Test standard §:** 6.1.5

The deployment of the rescue system has to be ensured in all circumstances, especially with a damaged glider.

The pilot has to be able to deploy the rescue chute with a single pull out of the outer container, single handed and in an anatomical favorable direction.

In order to simulate this, the test responsible deploys the rescue seated in the harness. In a similar way as in real flight. The deployment resistance is approximately measured by the load cell, which is placed between the hand of the test responsible and the rescue hand grip.

On the other hand inadvertent deployment has to be fairly remote. Therefore a shear link has to withstand a minimum load.

**Requirements [kN]:** 0.07

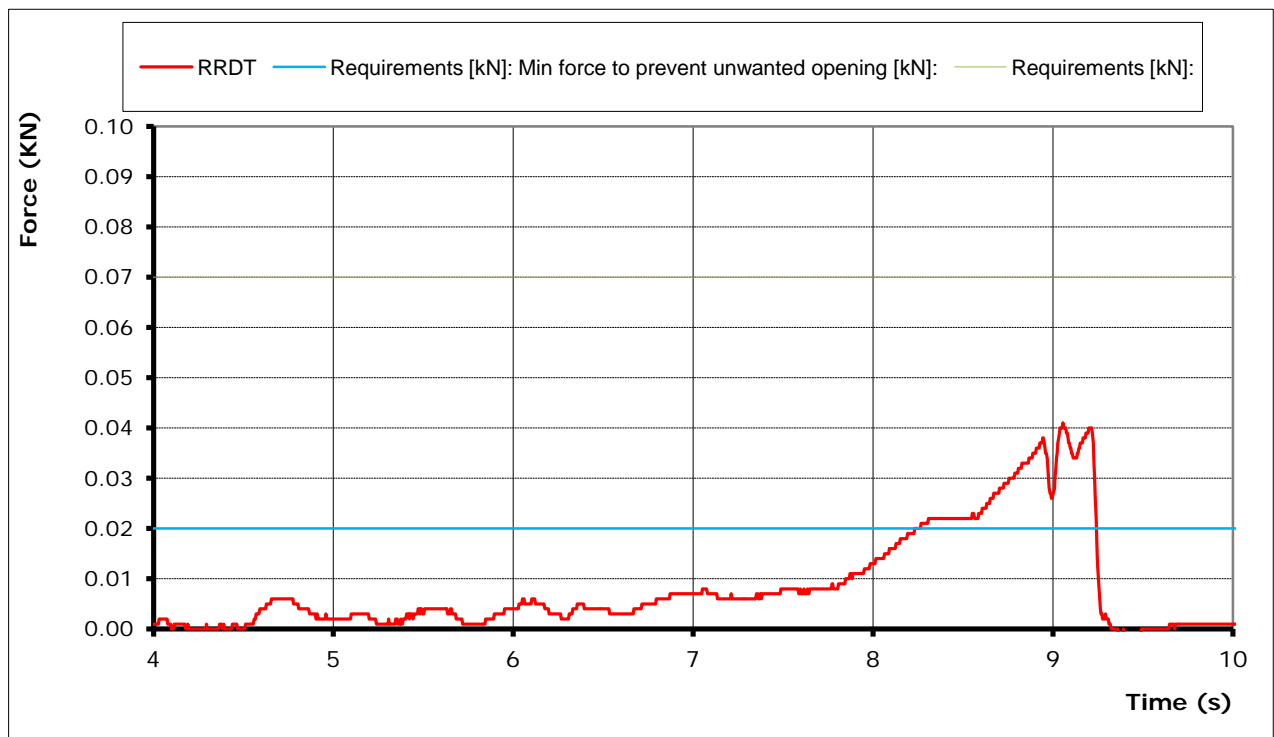
**Min force to prevent unwanted opening [kN]:** 0.02

**Measured peak to peak required force for deployment [kN]:**

**Test result 20 N:** POSITIV

**Test result 70 N:** POSITIV

**Graph:** RRDT



# INSPECTION REPORT

PH\_136.2015

## Rescue deployment strap strength test

## Test ID resc strap

**Manufacturer name:** On Paraglider  
**Harness manufacturer name:** On one  
**Test place & date:** Villeneuve  
**Test responsible:** Alain Zoller  
**Atmosphere [°C] [Hum] [hPa]:** 22.3 / 43 / 1019.8  
**Maximum certified pilot weight [kg]:** 110

**Standard** EN 12491 & Nfl II 91 / 09

**Test standard §:** 5.3.2 (EN 12491) & 6.1.8 (LTF)

**Test setup:** The handgrip of the outer container has to be connected to the inner container with a removable loop in a way that it is possible to use the inner container with different types of outer containers.

The connection between handgrip and inner container has to have sufficient load capacity/structural strength in any situation that may arise during normal operation.

In order to verify this, the connection is tested on its tensile strength by a default tensile testing setup.

In addition to this the breaking resistance will also be measured.

**Requirements[kN]:** 0.7

**Requirements[s]:** 10

### Results

**Duration of maintained load [s]:** 17.20

**Breaking resistance [kN]:** 1.34

**Test result:** POSITIV

**Graph:** RRST

